

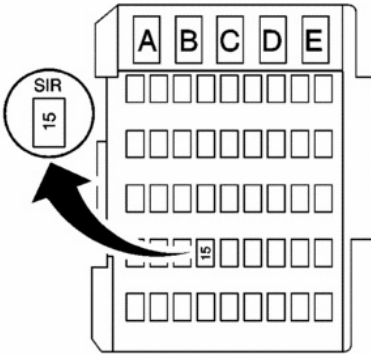
## 2002 Pontiac GRAND PRIX

Submodel: | Engine Type: V6 | Liters: 3.8  
Fuel Delivery: FI | Fuel: GAS

### Disabling the SIR System

#### Important

Refer to SIR Service Precautions .



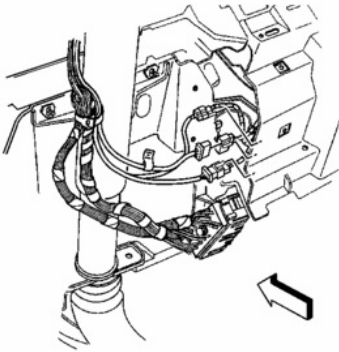
[Click to Enlarge](#)

1. Turn the steering wheel so that the vehicle's wheels are pointing straight ahead.
2. Turn OFF the ignition.
3. Remove the key from the ignition switch.
4. Remove the IP fuse block cover.

#### Important

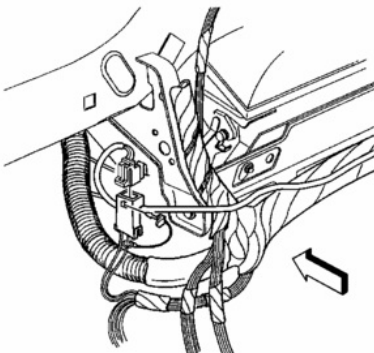
With the SIR Fuse removed and the ignition ON, the AIR BAG indicator illuminates. This is normal operation, and does not indicate an SIR system malfunction.

5. Remove the SIR Fuse.



[Click to Enlarge](#)

6. Remove the LH insulator panel.
7. Remove the connector position assurance (CPA) from the inflatable restraint steering wheel module coil connector located at the base of the steering column.
8. Disconnect the steering wheel module coil connector.



[Click to Enlarge](#)

9. Remove the CPA from the inflatable restraint IP module connector located to the right of the steering column.

10. Disconnect the IP module connector.