

2007 Mazda CX-9 Grand Touring

2007 MAZDA CX-9

2007 MAZDA

CX-9

BUZZERS, RELAYS & TIMERS

BUZZERS, RELAYS & TIMERS LOCATION

Component	Location
A/C Relay	In main fuse block.
BACK-UP LIGHT Relay	In main fuse block.
COOLING FAN Relay No. 1	In main fuse block.
COOLING FAN Relay No. 2	In main fuse block.
FAN Relay	In main fuse block.
FRONT BLOWER Relay	In main fuse block.
FRONT FOG LIGHT Relay (2)	In main fuse block.
FUEL PUMP Relay	In main fuse block.
H/L HI Relay	In main fuse block.
H/L LOW Relay	In main fuse block.
HORN Relay	In main fuse block.
Keyless Beeper	Left rear of engine compartment.
MAIN Relay No.1	In main fuse block.
MAIN Relay No.2	In main fuse block.
PLG Buzzer	Right side of tailgate.
REAR BLOWER Relay	In main fuse block.
REAR WINDOW DEFROSTER Relay	In main fuse block.
SEAT WARMER LH Relay	In main fuse block.
SEAT WARMER RH Relay	In main fuse block.
STARTER Relay	In main fuse block.
TNS Relay	In main fuse block.

CIRCUIT PROTECTION DEVICES

CIRCUIT PROTECTION DEVICES LOCATION

Component	Location
Fuse Block	Behind right side of dash. See Fig. 14.
Fuse & Relay Box	Center front of engine compartment. See Fig. 8.
Main Fuse Block	Left rear of engine compartment. See Fig. 4.

CONTROL UNITS

CONTROL UNITS LOCATION

Component	Location
-----------	----------

2007 Mazda CX-9 Grand Touring

2007 MAZDA CX-9

Component	Location
Auto Light-Off Control Module	Behind left side of dash. See Fig. 27 .
Auto Light/Wiper Control Module	Behind left side of dash. See Fig. 27 .
AWD Control Module	Behind left end of dash. See Fig. 37 .
BCM	Behind left kick panel. See Fig. 40 .
Car-Navigation Unit	Right rear of luggage compartment. See Fig. 51 .
DSC/RSC HU/CM	Left rear corner of engine compartment. See Fig. 5 .
Fan Control Module No. 1	Behind left cooling fan assembly.
Fan Control Module No. 2	Behind right cooling fan assembly.
Hands-Free Telephone Unit	Behind right side of dash. See Fig. 16 .
Keyless Control Module	Behind left side of dash. See Fig. 28 .
Keyless Receiver	Behind left side of dash. See Fig. 25 .
PCM	Left rear corner of engine compartment. See Fig. 7 .
PLG Control Module	Left side of luggage compartment. See Fig. 64 .
Position Memory Control Module	Under driver's seat. See Fig. 44 .
PVC Valve Heater Control	Center rear of engine compartment.
RES Unit	Center of roof. See Fig. 53 .
SAS Control Module	Under front of center console. See Fig. 20 .
Seat Weight Sensor Control Module	Under front passenger's seat. See Fig. 46 .
TCM	Left front of engine compartment. See Fig. 2 .

MOTORS

MOTORS LOCATION

Component	Location
Air Intake Actuator	Behind right side of dash.
Closer Motor	Lower center of liftgate.
Cooling Fan Motor No. 1	Left front of engine compartment.
Cooling Fan Motor No. 2	Right front of engine compartment.
Door Lock Actuator (Left/Right Front)	At rear of respective front door.
Door Lock Actuator (Left/Right Rear)	At rear of respective rear door.
Driver Side Front Air Mix Actuator	Left side of HVAC unit.
Front Airflow Mode Actuator	Top left side of HVAC unit.
Front Blower Motor	Under right side of dash.
Fuel Pump Unit	Under rear seat, on fuel tank.
Headlight Leveling Actuator (Left/Right)	In respective headlight assembly.
Liftgate Latch & Lock Actuator	Lower center of liftgate.
Passenger Side Front Air Mix Actuator	Right side of HVAC unit.
PLG Drive Unit	Left side of luggage compartment.
Power Window Motor (Left/Right Front)	In respective front door.
Power Window Motor (Left/Right Rear)	In respective rear door.

2007 Mazda CX-9 Grand Touring

2007 MAZDA CX-9

Rear Airflow Mode Actuator	Under rear of center console.
Rear Air Mix Actuator	Under rear of center console.
Rear Blower Motor	Under center console.
Rear Washer Motor	In washer fluid reservoir.
Rear Wiper Motor	Center of liftgate.
Recliner Motor	In driver's seat back.
Slider Motor	Under driver's seat.
Starter	Rear of engine.
Sun Roof Motor	Center front of roof.
Tilt Motor (Front)	Under driver's seat.
Tilt Motor (Rear)	Under driver's seat.
Windshield Washer Motor	In washer fluid reservoir.
Windshield Wiper Motor	Left rear of engine compartment.

SENDING UNITS & SENSORS**SENDING UNITS & SENSORS LOCATION**

Component	Location
ABS Wheel-Speed Sensor (Left/Right Front)	At respective front wheelwell.
ABS Wheel-Speed Sensor (Left/Right Rear)	At respective rear wheelwell.
Accelerator Pedal Position Sensor	Top of accelerator pedal assembly.
Ambient Temperature Sensor	Center front of engine compartment.
Brake Fluid Level Sensor	Left rear of engine compartment, in brake fluid reservoir.
Cabin Temperature Sensor	Under left side of dash.
Camshaft Position Sensor (Left)	Rear of left cylinder bank.
Camshaft Position Sensor (Right)	Rear of right cylinder bank.
CHT Sensor	Top right front of engine.
Combined Sensor	At right "C" pillar.
Crankshaft Position Sensor	Left rear of engine.
Crash Zone Sensor	Center front of engine compartment.
Driver-Side Side Air Bag Sensor No. 1	Near base of left "B" pillar.
Driver-Side Side Air Bag Sensor No. 2	Near base of left "C" pillar.
Fuel Gauge Sender Sub Unit	Under rear seat, on fuel tank.
Fuel Tank Pressure Sensor	Under rear seat, on fuel tank.
HO2S (Left Front)	Left side of engine.
HO2S (Left Rear)	Left rear of engine.
HO2S (Right Front)	Right side of engine.
HO2S (Right Rear)	Right side of engine.
Knock Sensor	On right cylinder bank.
Mass Air Flow/Intake Air Temperature Sensor	Rear of engine.

2007 Mazda CX-9 Grand Touring

2007 MAZDA CX-9

Passenger-Side Side Air Bag Sensor No.1	Near base of right "B" pillar.
Passenger-Side Side Air Bag Sensor No. 2	Near base of right "C" pillar.
PLG Touch Sensor (Left/Right)	At respective side of tailgate.
Rain Sensor	Forward of interior rearview mirror.
Rear Evaporator Temperature Sensor	Under center console.
Seat Recline Position Sensor	In driver's seat back.
Seat Slide Position Sensor	Under driver's seat.
Seat Track Position Sensor	Under driver's seat.
Seat Weight Sensor (Left/Right)	Under respective side of front passenger's seat.
Solar Radiation Sensor	Top left side of dash.
Steering Angle Sensor	In steering column.
Tilt Position Sensor (Front)	Under driver's seat.
Tilt Position Sensor (Rear)	Under driver's seat.
Washer Fluid-Level Sensor	In washer fluid reservoir.

SOLENOIDS & SOLENOID VALVES

SOLENOIDS & SOLENOID VALVES LOCATION

Component	Location
AWD Solenoid	Near rear differential.
Canister Vent Solenoid Valve	Under left side of vehicle, forward of fuel tank.
Fuel Injectors No. 1, 2, & 3	On right cylinder bank.
Fuel Injectors No. 4, 5 & 6	On left cylinder bank.
Magnetic Clutch	Left front of engine.
Oil Control Valve (Left)	Front of left cylinder bank.
Oil Control Valve (Right)	Front of right cylinder bank.
Purge Solenoid Valve	Rear of engine compartment.
Steering Lock Unit	In steering column.

SWITCHES

SWITCHES LOCATION

Component	Location
Brake Switch No. 1	On brake pedal assembly.
Brake Switch No. 2	On brake pedal assembly.
Buckle Switch (Driver/Passenger Side)	Integral to respective seat belt buckle assembly.
Door Lock-Link Switch (Left/Right Front)	In respective front door.
Door Lock-Link Switch (Left/Right Rear)	In respective rear door.
Door Switch (Left/Right Front)	At respective "B" pillar.
Door Switch (Left/Right Rear)	At respective "C" pillar.
Hood Latch Switch	Center front of engine compartment.

2007 Mazda CX-9 Grand Touring

2007 MAZDA CX-9

Horn Switch	In steering wheel.
Key Reminder Switch	In steering column.
Oil Pressure Switch	Lower left front of engine.
Parking Brake Switch	Top of parking brake assembly.
Power Steering Pressure Switch	Right front side of engine.
Refrigerant Pressure Switch	Right front corner of engine compartment.

MISCELLANEOUS

MISCELLANEOUS LOCATION

Component	Location
Audio Amplifier	Right side of luggage compartment.
Audiopilot Microphone	Behind left side of dash.
Capacitor (2)	Right rear of roof.
Check Connector	Behind right side of dash. See Fig. 15 .
Clock Spring	In steering column.
Coil	Behind left side of dash.
Data Link Connector-2	Under lower left side of dash. See Fig. 30 .
Diode	Under right side of dash.
Driver-Side Air Bag Module No. 1	In steering wheel.
Driver-Side Air Bag Module No. 2	In steering wheel.
Driver-Side Curtain Air Bag Module	Top of left "D" pillar.
Driver-Side Pre-Tensioner Seat Belt	Base of left "B" pillar.
Driver-Side Side Air Bag Module	Left side of driver's seat back.
Front Power MOS FET	Near front blower motor.
Generator	Left front of engine.
Horn (High)	Left front of engine compartment.
Horn (Low)	Right front of engine compartment.
Ignition Coils No. 1, 2 & 3	Top of right cylinder bank.
Ignition Coils No. 4, 5 & 6	Top of left cylinder bank.
Inverter	Left side of luggage compartment.
Joint Connector (C-36)	Behind left end of dash. See Fig. 36 .
Joint Connector (C-37)	Behind left center of dash. See Fig. 24 .
Joint Connector (C-38)	Behind center of dash. See Fig. 19 .
Keyless Antenna (Exterior, Left/Right Front)	In respective front door.
Keyless Antenna (Exterior, Rear)	Behind center of rear bumper.
Keyless Antenna (Interior, Front Center)	Under middle of dash.
Keyless Antenna (Interior, Rear)	Center front of luggage compartment.
Keyless Antenna (Interior, Right Front)	Under right side of dash.
Microphone	Front center of roof.
Noise Filter	Lower center of liftgate.

2007 Mazda CX-9 Grand Touring

2007 MAZDA CX-9

Passenger-Side Air Bag Module No.1	Behind right side of dash.
Passenger-Side Air Bag Module No.2	Behind right side of dash.
Passenger-Side Curtain Air Bag Module	Top of right "C" pillar.
Passenger-Side Pre-Tensioner Seat Belt	Base of right "B" pillar.
Passenger-Side Side Air Bag Module	Right side of front passenger's seat back.
Power MOS FET	Under center console.
PVC Valve Heater Fitting	Center rear of engine compartment.
Rear Mount Camera	Left side of liftgate.
Throttle Body	Top rear of engine.

CONNECTORS**CONNECTORS LOCATION**

Component	Location
C-03 (12 Pin)	Left side of engine compartment. See Fig. 6.
C-05 (14 Pin)	Behind right kick panel. See Fig. 13.
C-06 (Blue, 40 Pin)	Behind left side of dash. See Fig. 29.
C-07 (14 Pin)	Under front of center console. See Fig. 22.
C-08 (16 Pin)	Under left center of center console. See Fig. 23.
C-09 (14 Pin)	Behind left kick panel. See Fig. 39.
C-10 (16 Pin)	Behind left kick panel. See Fig. 38.
C-11 (56 Pin)	Under front of center console. See Fig. 21.
C-12 (34 Pin)	Behind left kick panel. See Fig. 47.
C-13 (34 Pin)	Behind right kick panel. See Fig. 34.
C-14 (14 Pin)	At left "B" pillar. See Fig. 54.
C-15 (14 Pin)	At right "B" pillar. See Fig. 48.
C-16 (Blue, 40 Pin)	Behind left kick panel. See Fig. 41.
C-17 (16 Pin)	Behind left kick panel. See Fig. 32.
C-18 (16 Pin)	Behind left kick panel. See Fig. 31.
C-19 (14 Pin)	Under driver's seat. See Fig. 42.
C-20 (14 Pin)	Under front passenger's seat. See Fig. 45.
C-21 (Blue, 40 Pin)	At left "D" pillar. See Fig. 63.
C-23 (Light Gray, 24 Pin)	Right rear corner of vehicle. See Fig. 52.
C-24 (24 Pin)	Top of right "D" pillar. See Fig. 56.
C-25 (Blue, 39 Pin)	Behind right kick panel. See Fig. 12.
C-26 (14 Pin)	Center rear of roof. See Fig. 58.
C-27 (16 Pin)	Center rear of roof. See Fig. 60.
C-28 (6 Pin)	At left "D" pillar. See Fig. 57.
C-32 (14 Pin)	In left rear door. See Fig. 55.
C-33 (14 Pin)	In right rear door. See Fig. 49.
C-34 (16 Pin)	Top front of engine. See Fig. 9.

2007 Mazda CX-9 Grand Touring

2007 MAZDA CX-9

C-35 (70 Pin)	Right side of engine compartment. See Fig. 10 .
C-39 (Yellow, 4 Pin)	Behind right side of dash. See Fig. 17 .
C-40 (6 Pin)	Under driver's seat. See Fig. 43 .

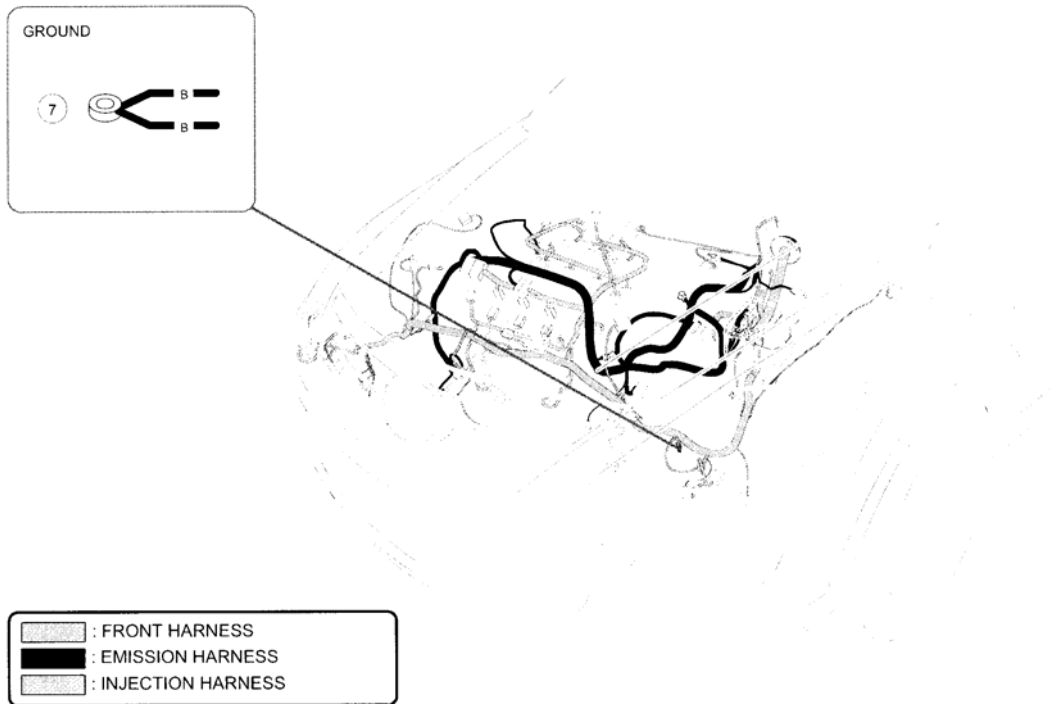
GROUNDS

GROUNDS LOCATION

Component	Location
G01 (Joint Connector)	Behind right kick panel. See Fig. 35 .
G3	Left side of engine compartment. See Fig. 3 .
G5	Behind right headlight assembly. See Fig. 11 .
G7	Behind left headlight assembly. See Fig. 1 .
G9	Behind right center of dash. See Fig. 18 .
G10 (Joint Connector)	Behind left side of dash. See Fig. 26 .
G11 (Joint Connector)	Behind left side of dash. See Fig. 33 .
G12 (Joint Connector)	At right "C" pillar. See Fig. 50 .
G13 (Joint Connector)	At left "C" pillar. See Fig. 61 .
G14	At left "D" pillar. See Fig. 62 .
G15	Center rear of roof. See Fig. 59 .

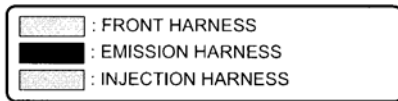
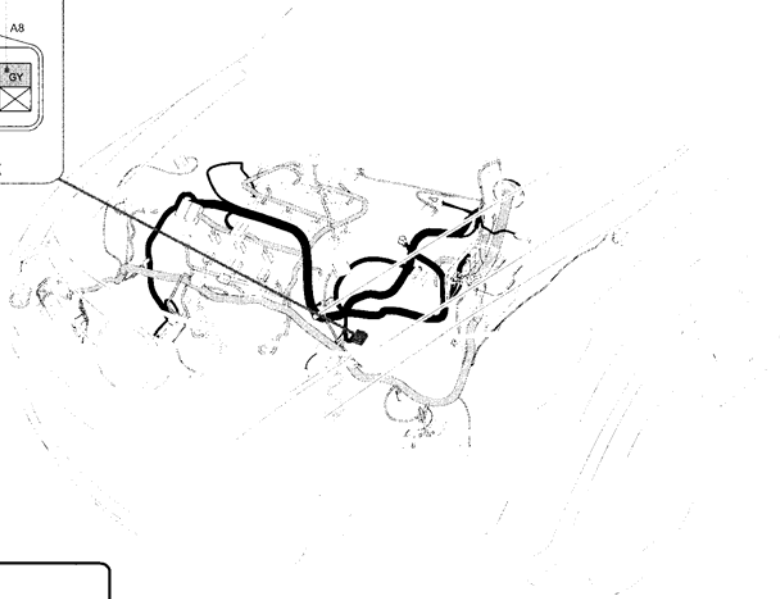
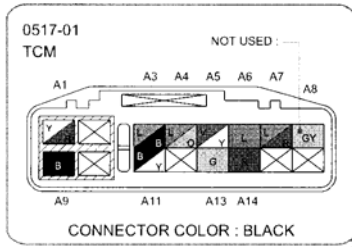
COMPONENT LOCATION GRAPHICS

NOTE: Figures may show multiple component locations. Refer to appropriate table for proper figure references.



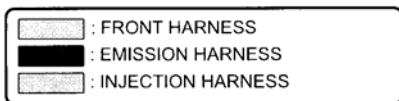
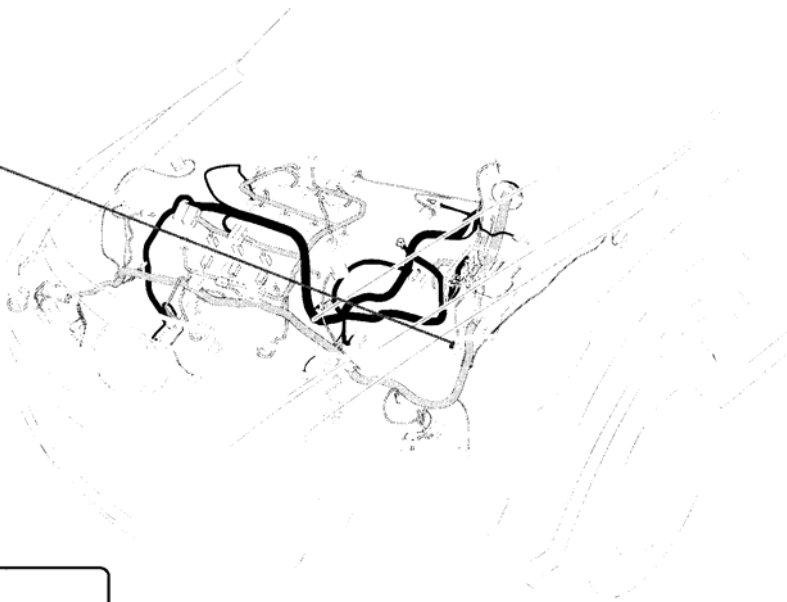
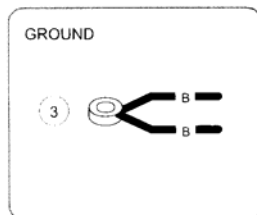
G00450103

Fig. 1: Engine Compartment
Courtesy of MAZDA MOTORS CORP.



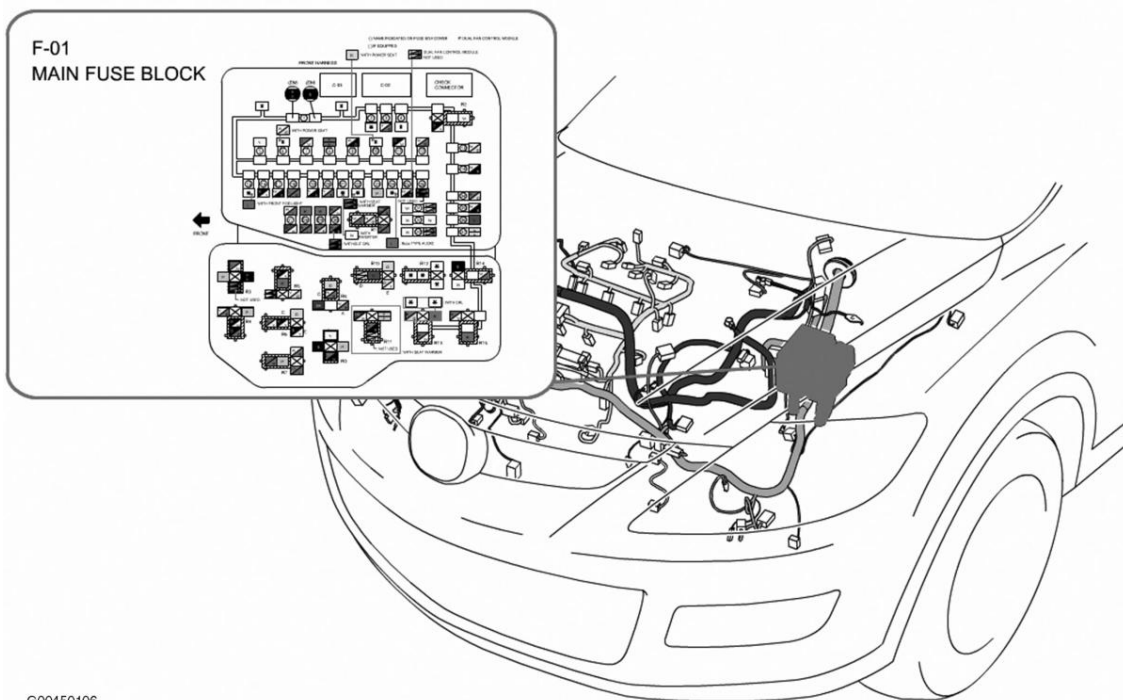
G00450104

Fig. 2: Engine Compartment
Courtesy of MAZDA MOTORS CORP.



G00450105

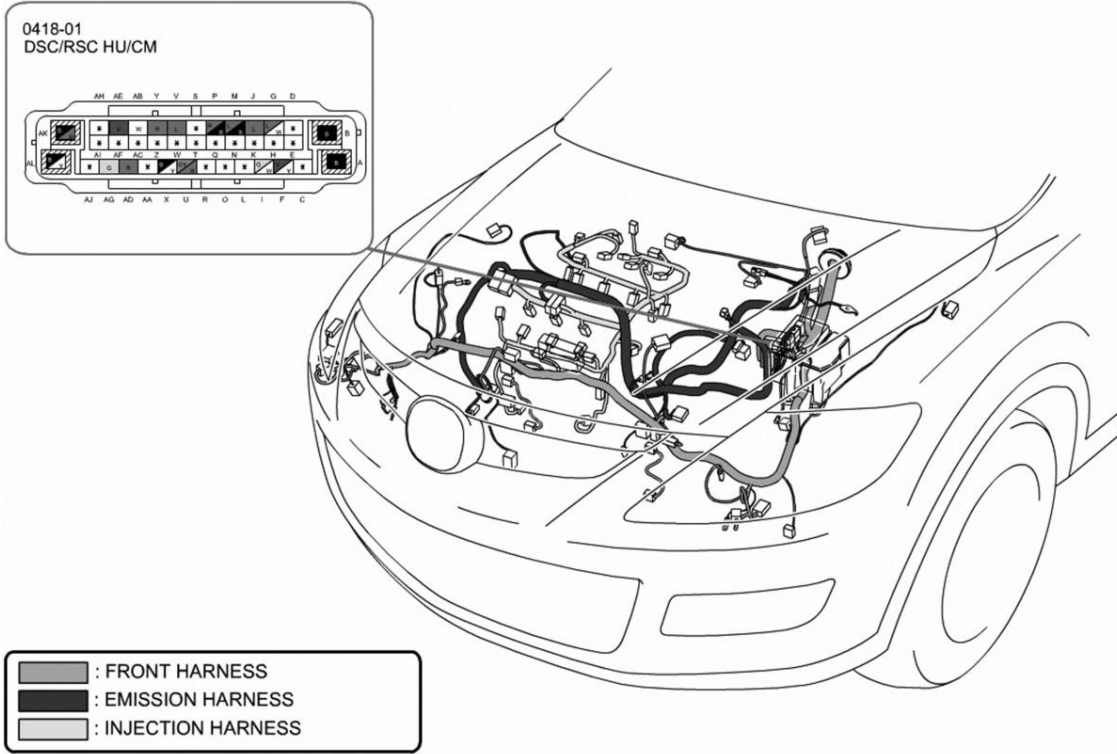
Fig. 3: Engine Compartment
Courtesy of MAZDA MOTORS CORP.



G00450106

Fig. 4: Engine Compartment

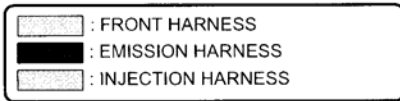
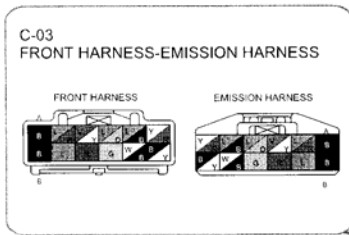
Courtesy of MAZDA MOTORS CORP.



G00450107

Fig. 5: Engine Compartment

Courtesy of MAZDA MOTORS CORP.

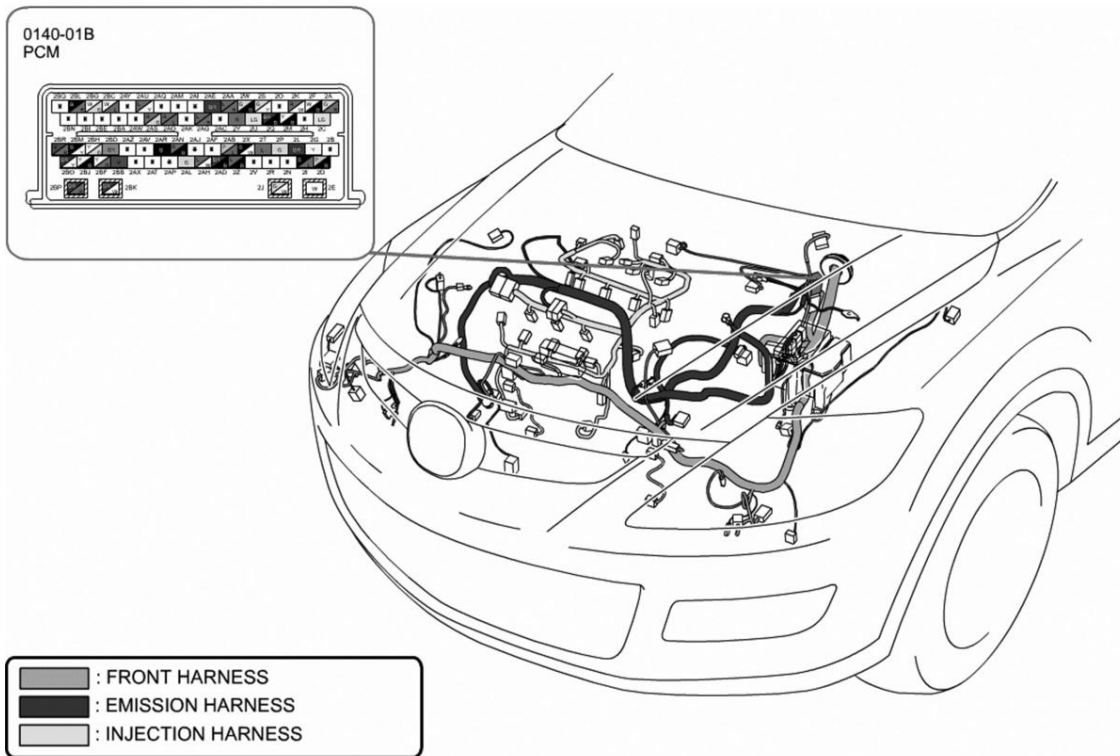


G00450108

Fig. 6: Engine Compartment
Courtesy of MAZDA MOTORS CORP.

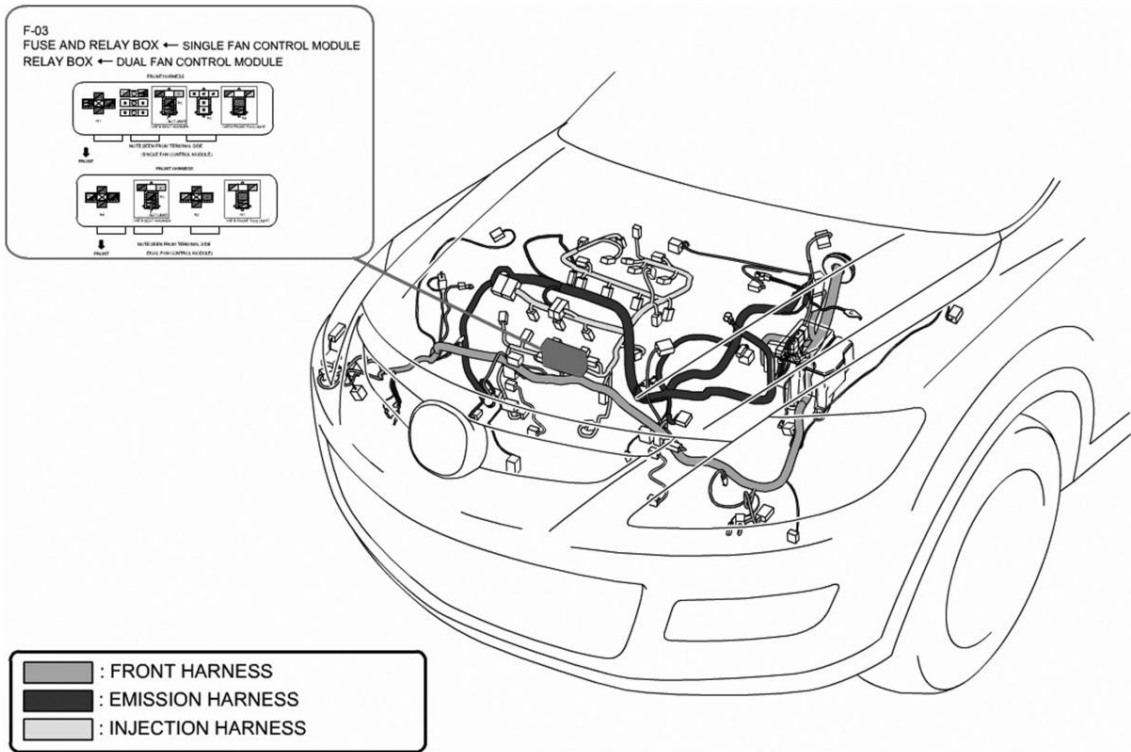
2007 Mazda CX-9 Grand Touring

2007 MAZDA CX-9



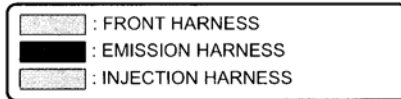
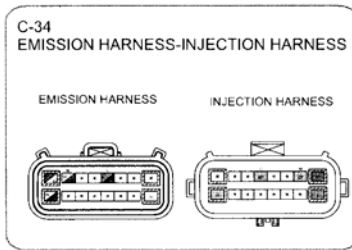
G00450109

Fig. 7: Engine Compartment
Courtesy of MAZDA MOTORS CORP.



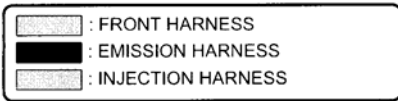
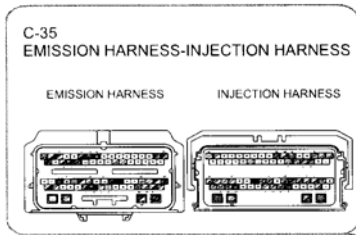
G00450110

Fig. 8: Engine Compartment
Courtesy of MAZDA MOTORS CORP.



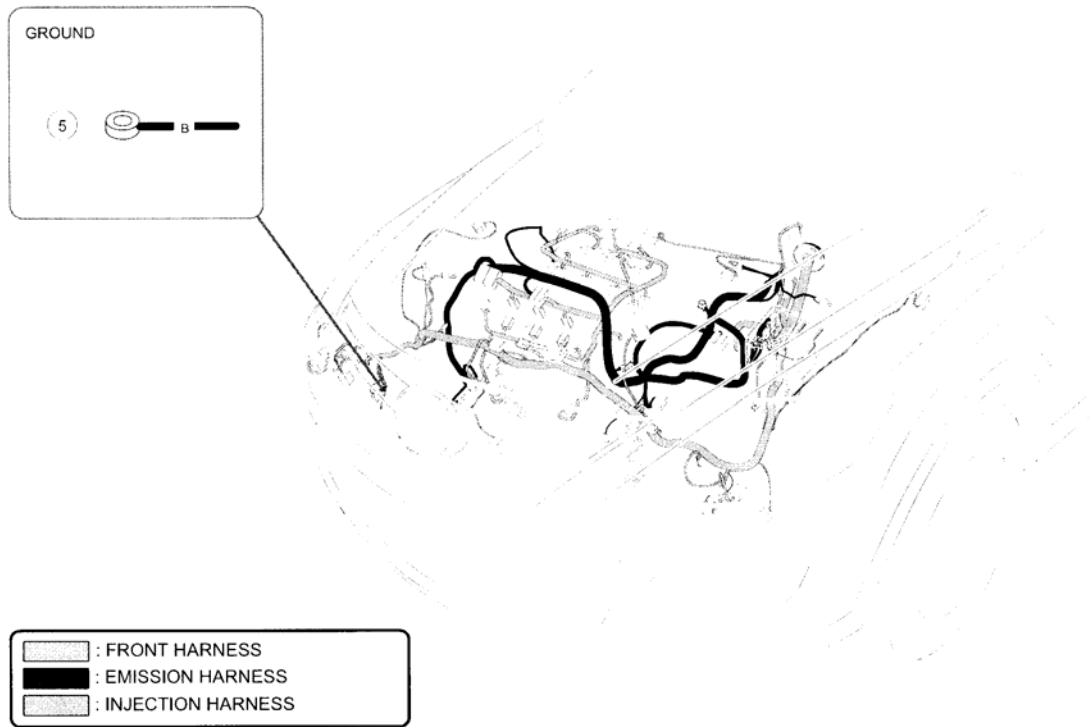
G00450111

Fig. 9: Engine Compartment
Courtesy of MAZDA MOTORS CORP.



G00450112

Fig. 10: Engine Compartment
Courtesy of MAZDA MOTORS CORP.

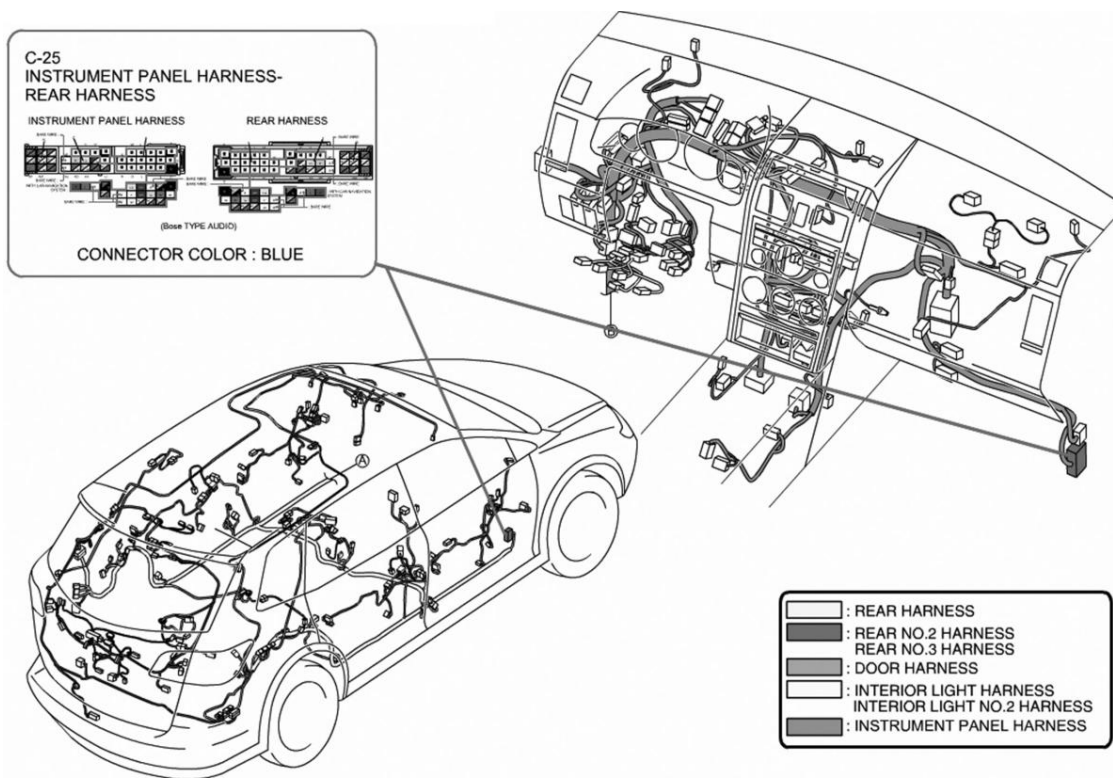


G00450113

Fig. 11: Engine Compartment
Courtesy of MAZDA MOTORS CORP.

2007 Mazda CX-9 Grand Touring

2007 MAZDA CX-9

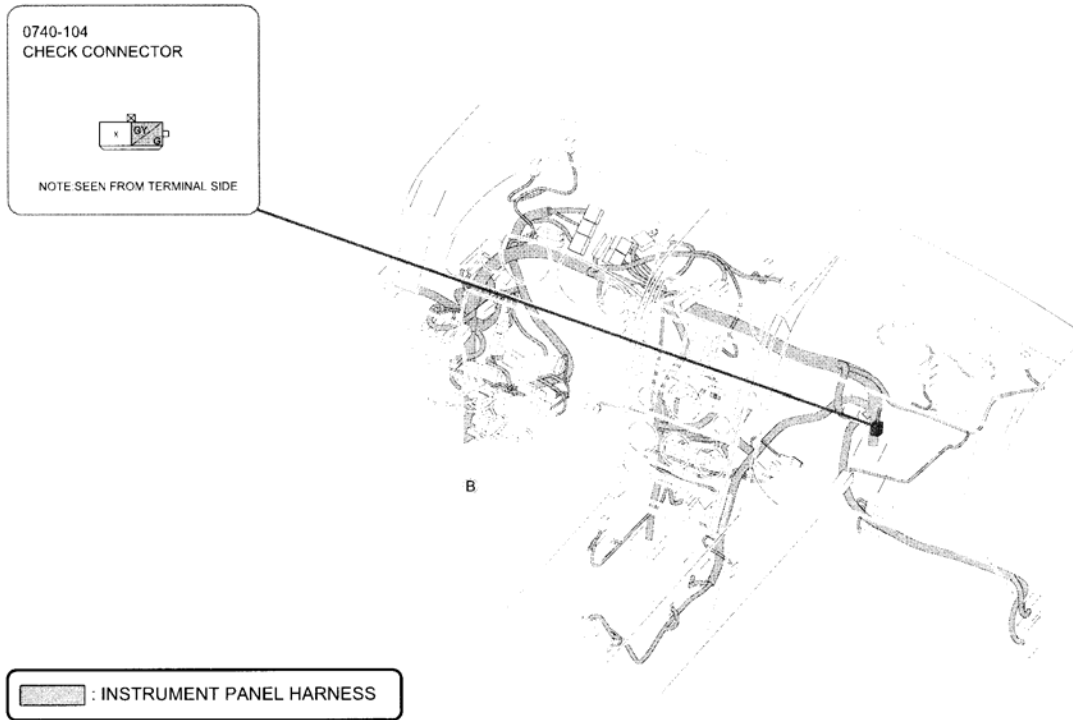


G00450114

Fig. 12: Right Kick Panel
Courtesy of MAZDA MOTORS CORP.

Fig. 14: Dash

Courtesy of MAZDA MOTORS CORP.



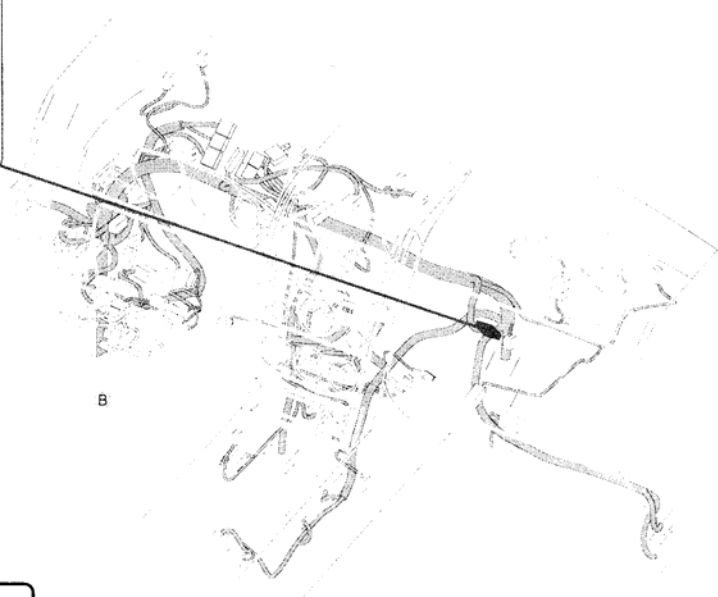
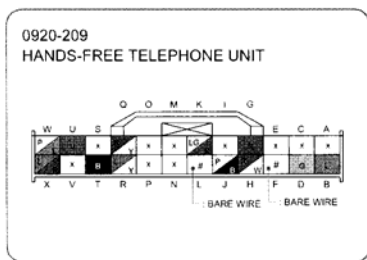
G00450117

Fig. 15: Dash

Courtesy of MAZDA MOTORS CORP.

2007 Mazda CX-9 Grand Touring

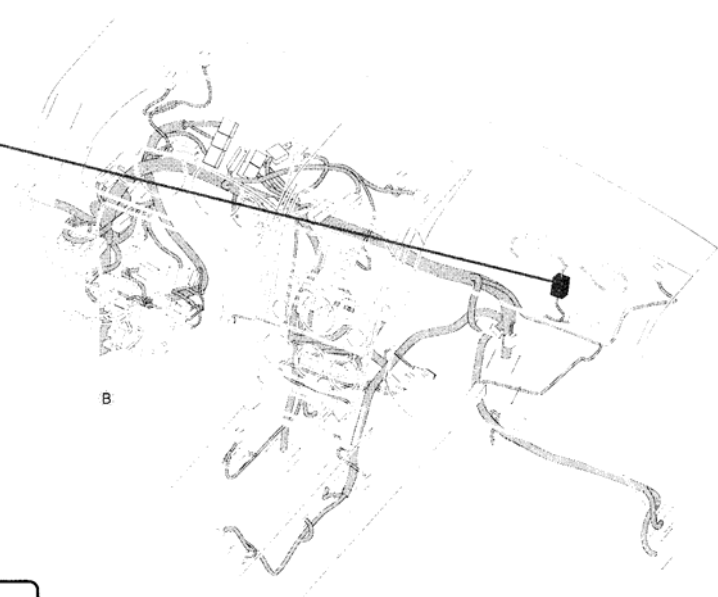
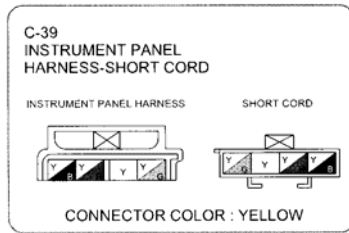
2007 MAZDA CX-9



 : INSTRUMENT PANEL HARNESS

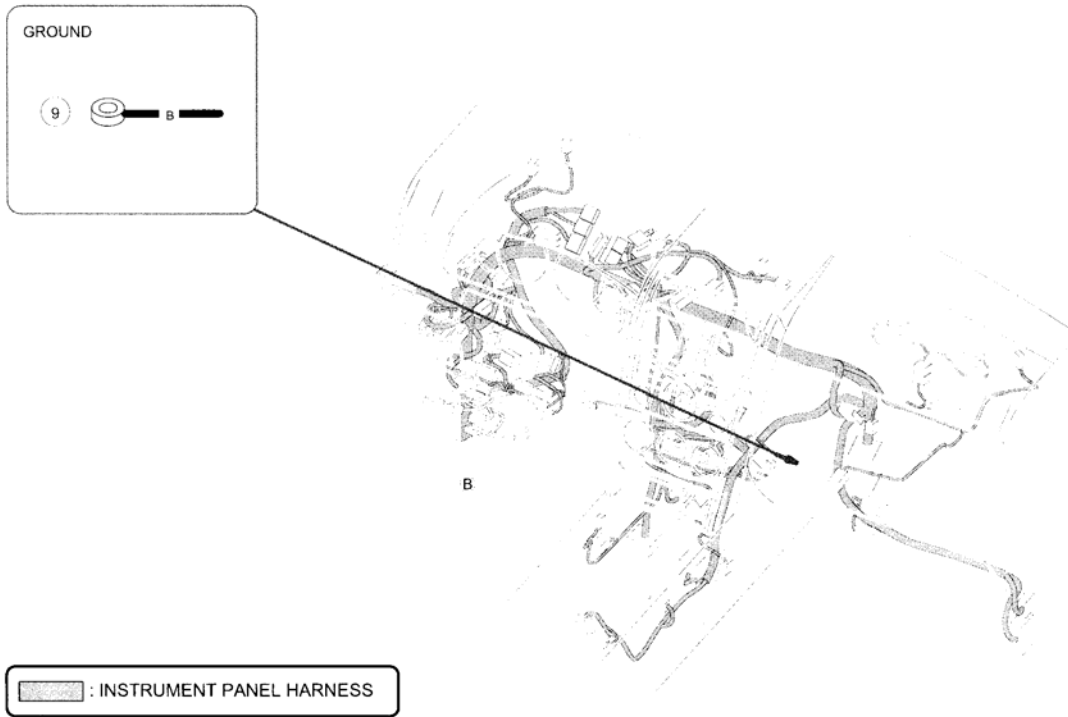
G00450118

Fig. 16: Dash
Courtesy of MAZDA MOTORS CORP.



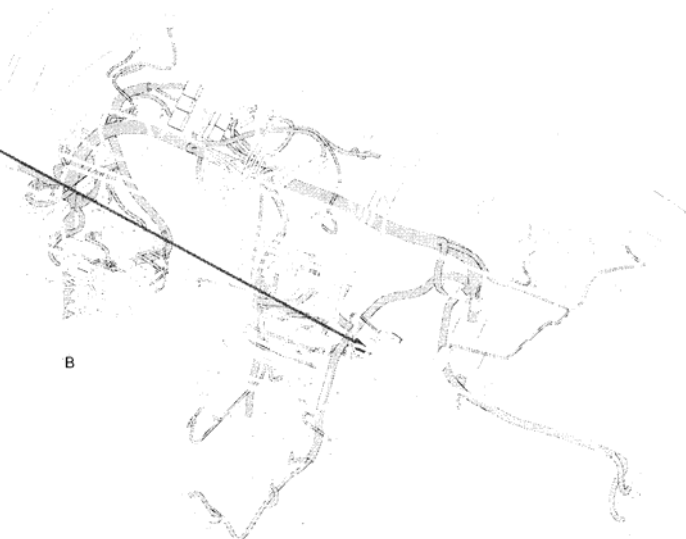
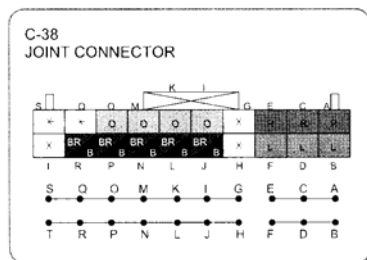
G00450119


Fig. 17: Dash
Courtesy of MAZDA MOTORS CORP.



G00450120

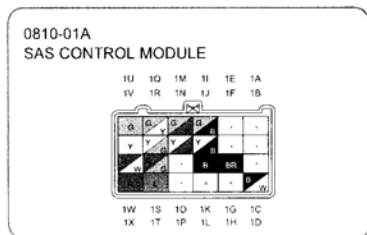
Fig. 18: Dash
Courtesy of MAZDA MOTORS CORP.



 : INSTRUMENT PANEL HARNESS

G00450121

Fig. 19: Dash
Courtesy of MAZDA MOTORS CORP.



 : INSTRUMENT PANEL HARNESS

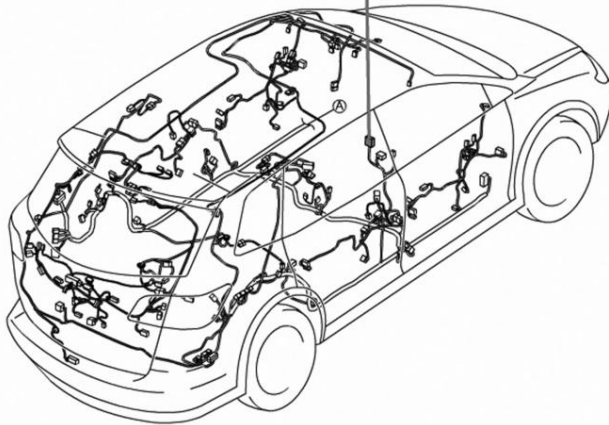
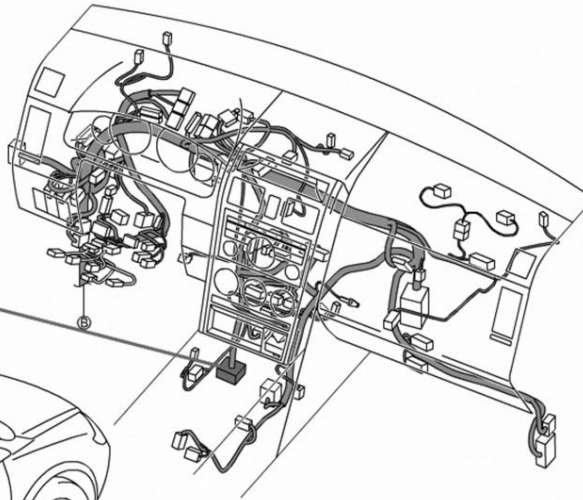
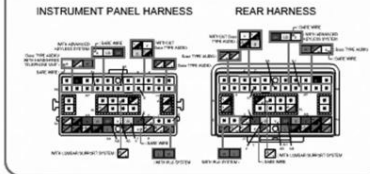
G00450122

Fig. 20: Center Console
Courtesy of MAZDA MOTORS CORP.

2007 Mazda CX-9 Grand Touring

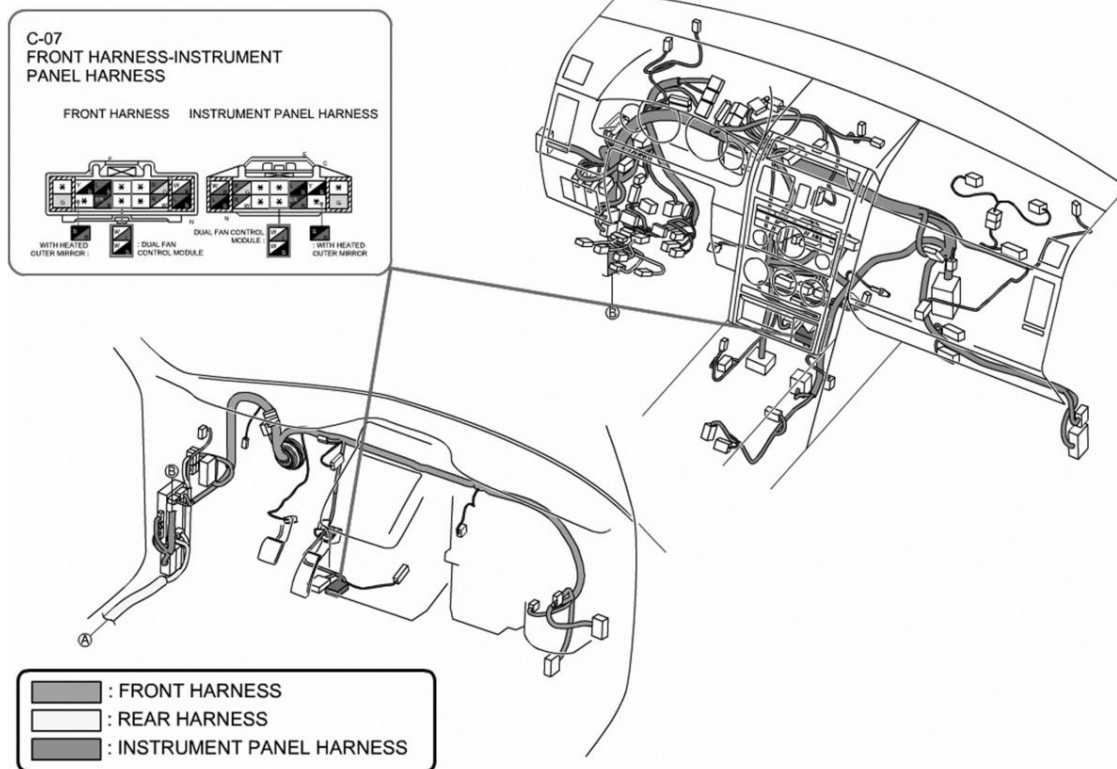
2007 MAZDA CX-9

C-11 INSTRUMENT PANEL HARNESS- REAR HARNESS



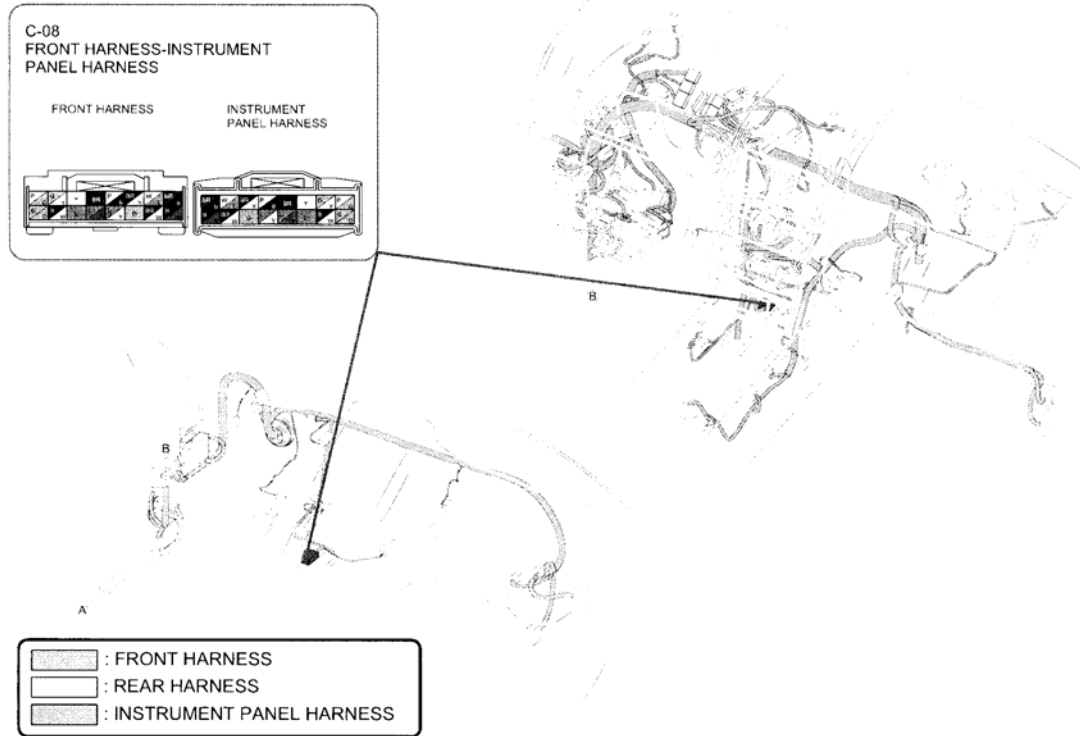
G00450123

Fig. 21: Center Console
Courtesy of MAZDA MOTORS CORP.



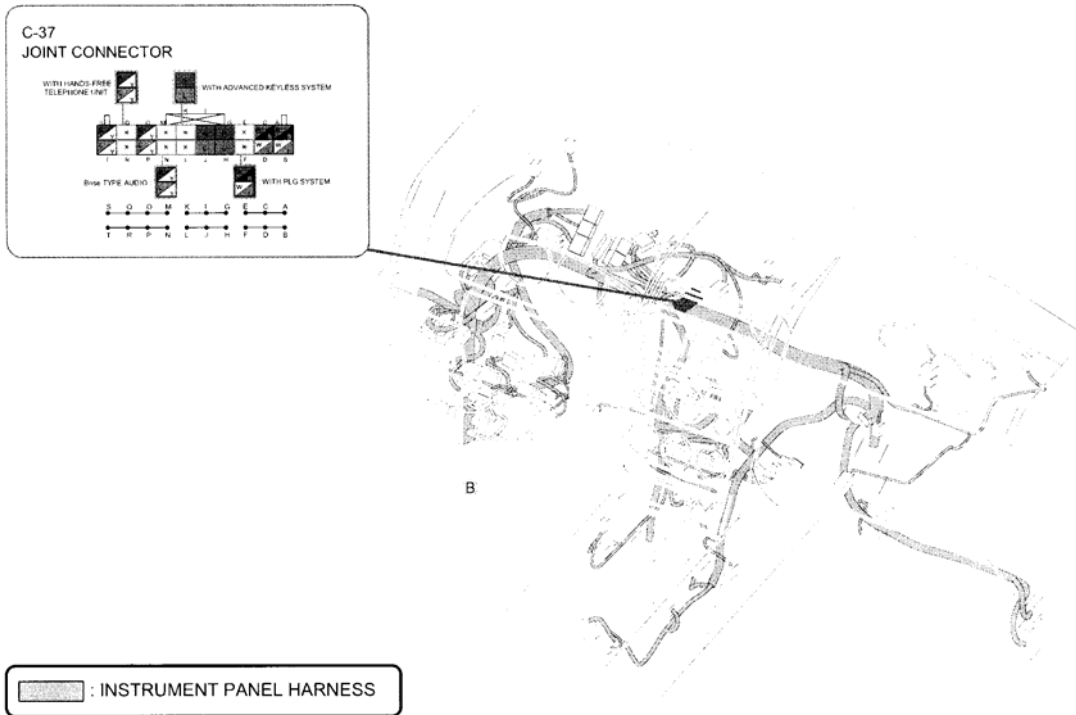
G00450124

Fig. 22: Center Console
Courtesy of MAZDA MOTORS CORP.



G00450125

Fig. 23: Center Console
Courtesy of MAZDA MOTORS CORP.

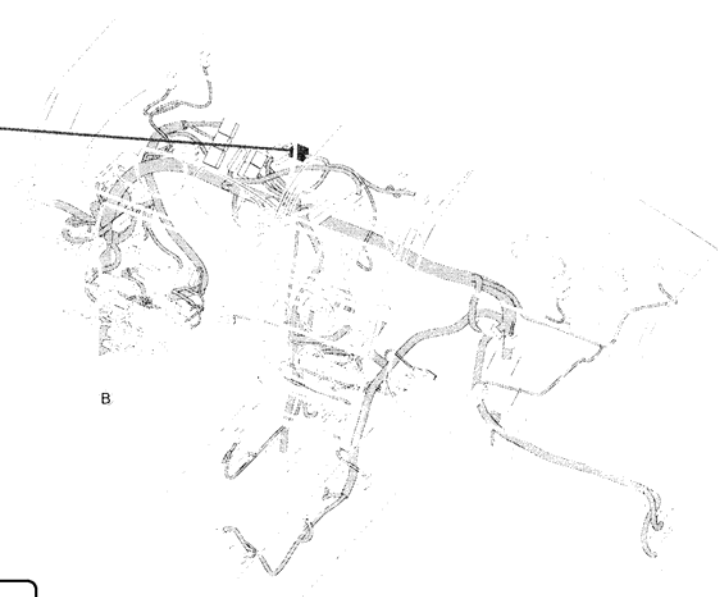
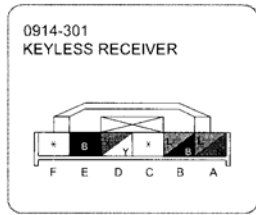


G00450126

Fig. 24: Dash
Courtesy of MAZDA MOTORS CORP.

2007 Mazda CX-9 Grand Touring

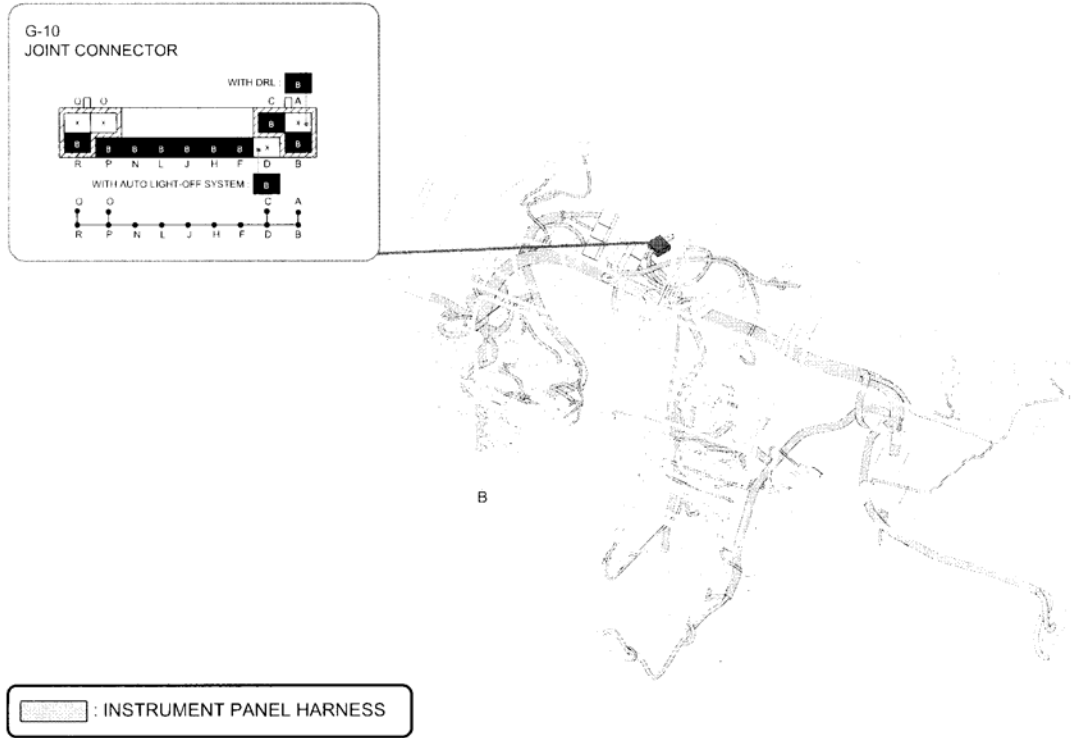
2007 MAZDA CX-9



 : INSTRUMENT PANEL HARNESS

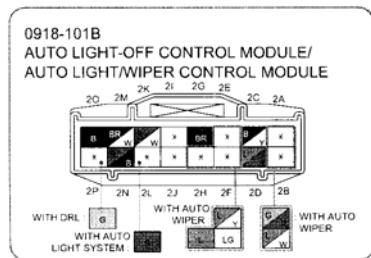
G00450127


Fig. 25: Dash
Courtesy of MAZDA MOTORS CORP.



G00450128

Fig. 26: Dash
Courtesy of MAZDA MOTORS CORP.



 : INSTRUMENT PANEL HARNESS

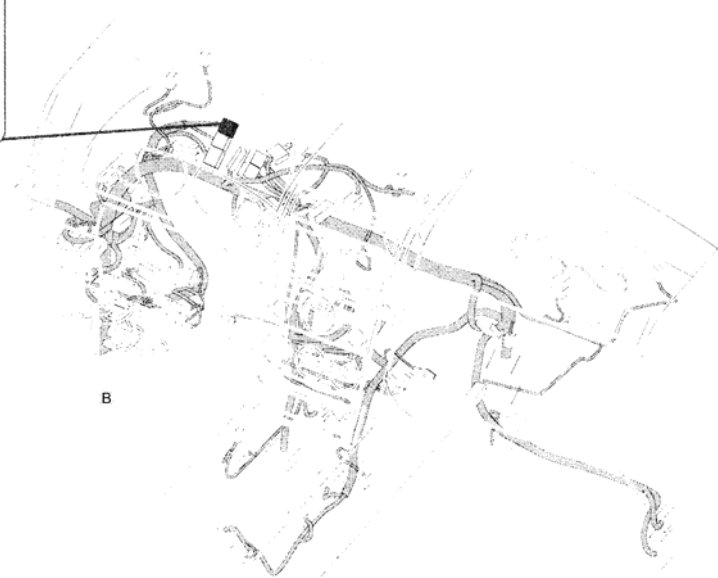
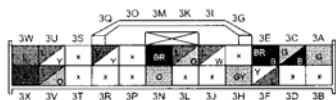
G00450129

Fig. 27: Dash
Courtesy of MAZDA MOTORS CORP.

2007 Mazda CX-9 Grand Touring

2007 MAZDA CX-9

0914-401C
KEYLESS CONTROL MODULE



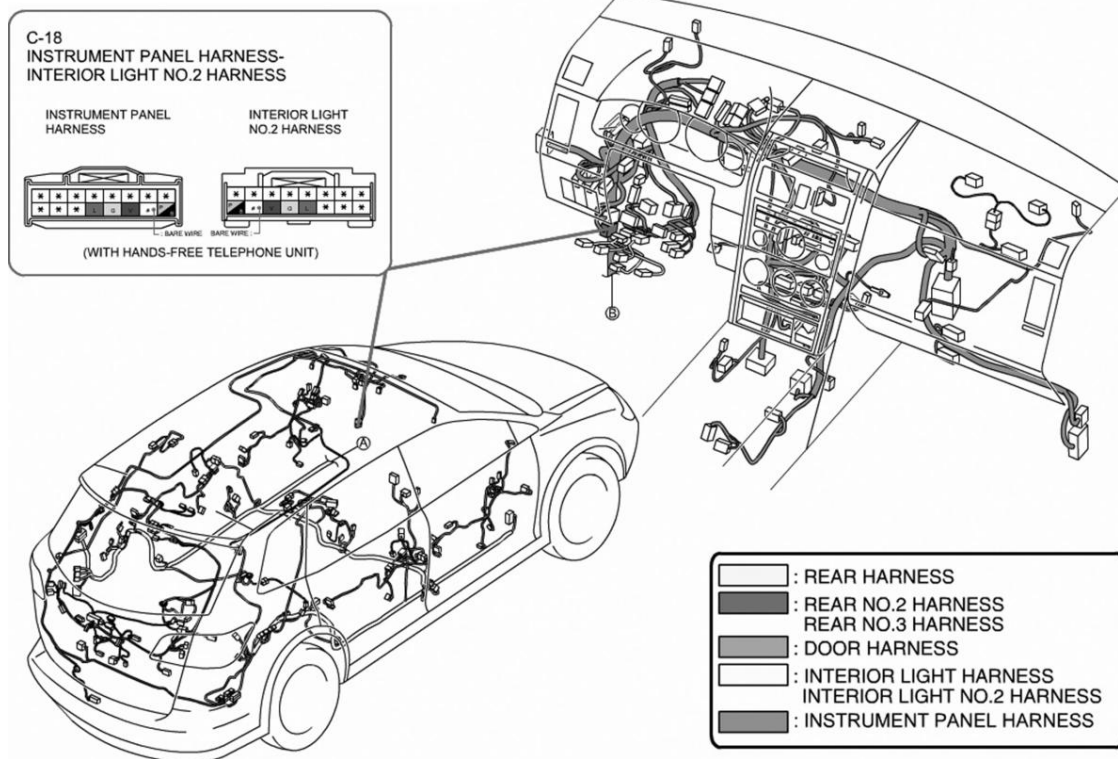
 : INSTRUMENT PANEL HARNESS

G00450130

Fig. 28: Dash
Courtesy of MAZDA MOTORS CORP.

2007 Mazda CX-9 Grand Touring

2007 MAZDA CX-9



G00450133

Fig. 31: Left Kick Panel
Courtesy of MAZDA MOTORS CORP.

2007 Mazda CX-9 Grand Touring

2007 MAZDA CX-9

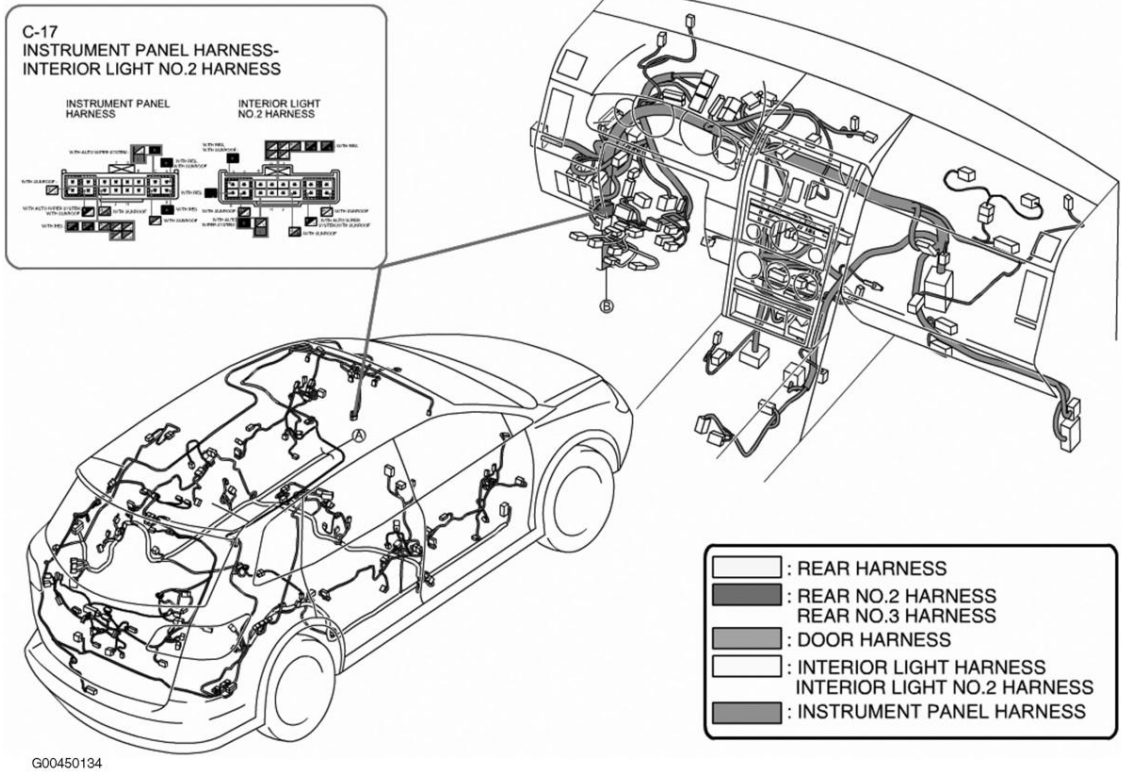
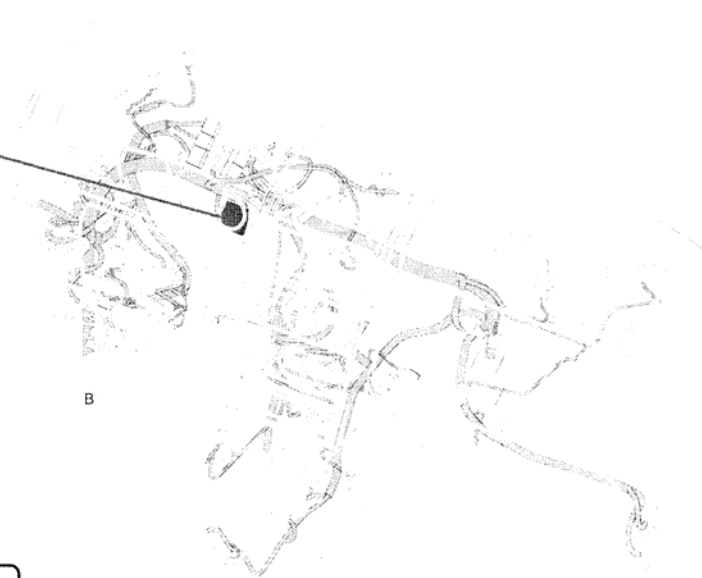
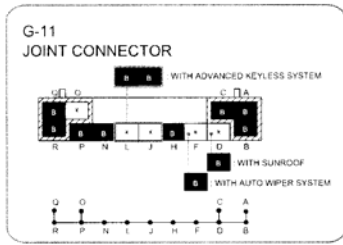


Fig. 32: Left Kick Panel
Courtesy of MAZDA MOTORS CORP.



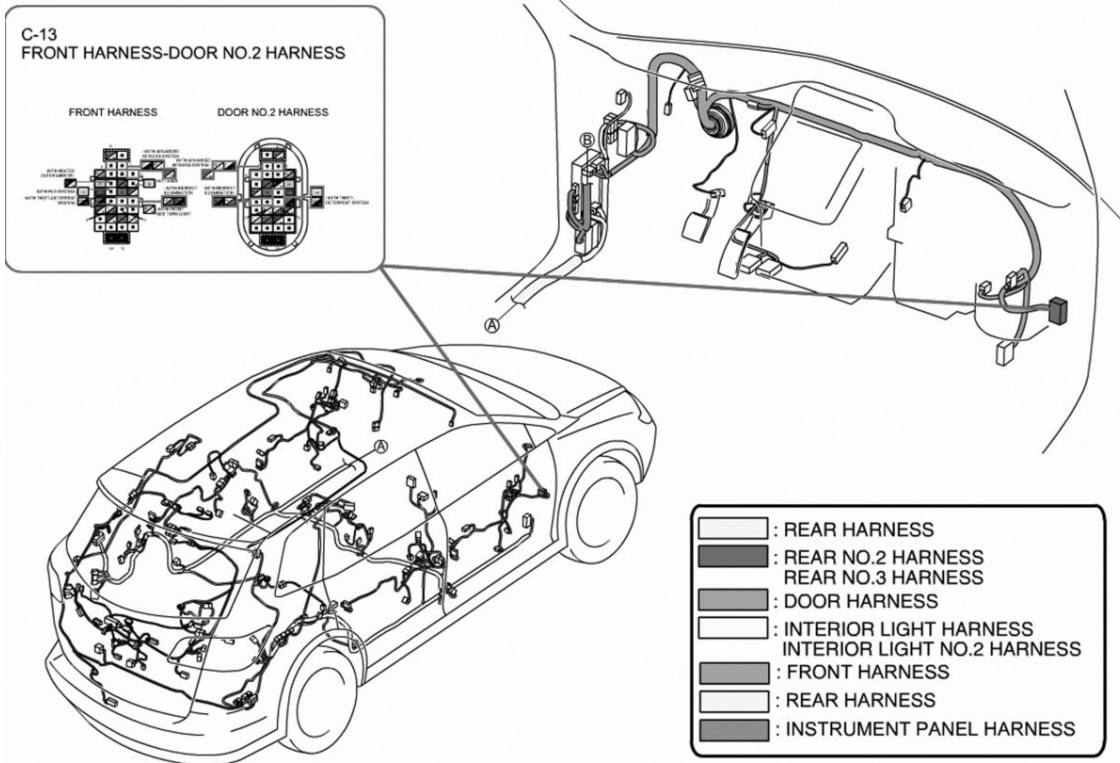
 : INSTRUMENT PANEL HARNESS

G00450135

Fig. 33: Dash
Courtesy of MAZDA MOTORS CORP.

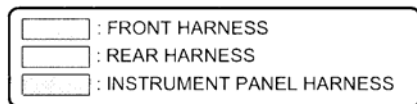
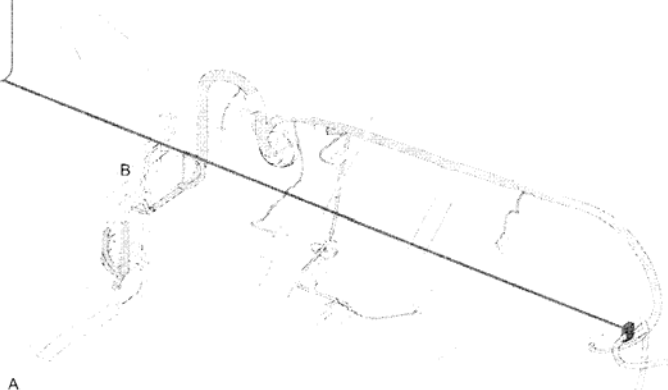
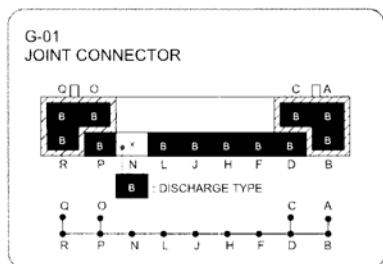
2007 Mazda CX-9 Grand Touring

2007 MAZDA CX-9



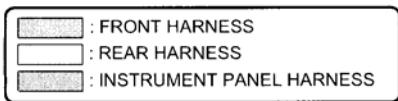
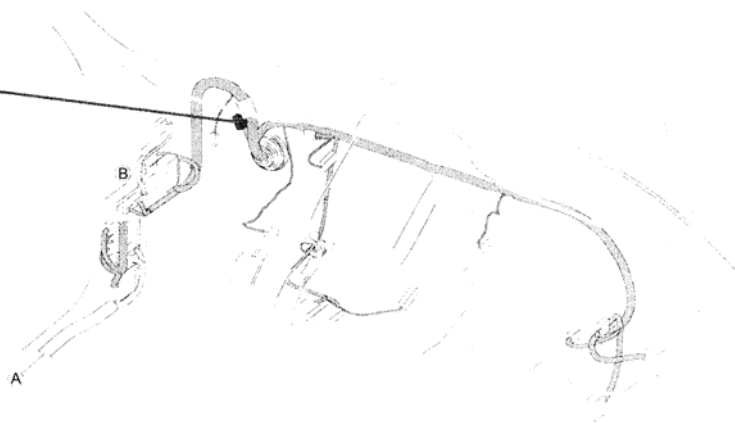
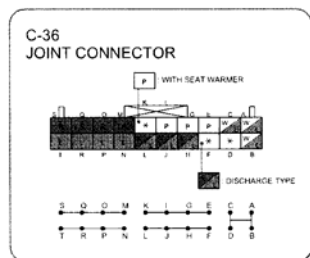
G00450136

Fig. 34: Right Kick Panel
Courtesy of MAZDA MOTORS CORP.



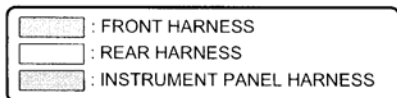
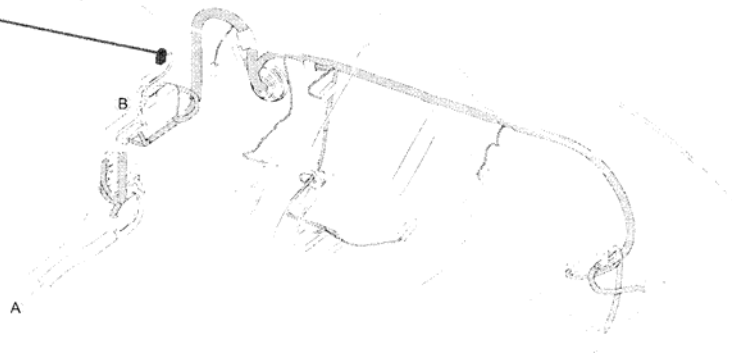
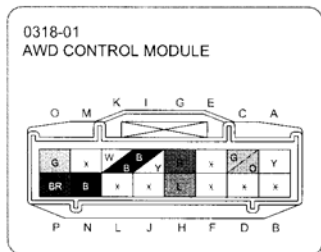
G00450137

Fig. 35: Right Kick Panel
Courtesy of MAZDA MOTORS CORP.



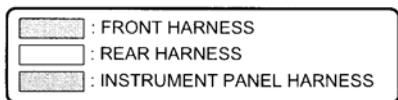
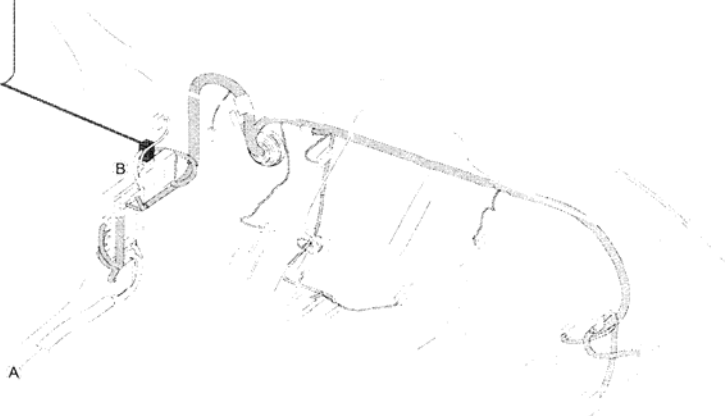
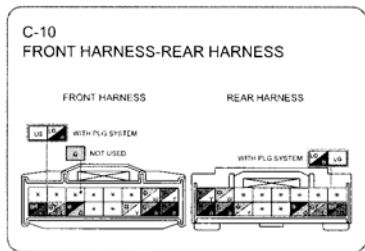
G00450138

Fig. 36: Dash
Courtesy of MAZDA MOTORS CORP.



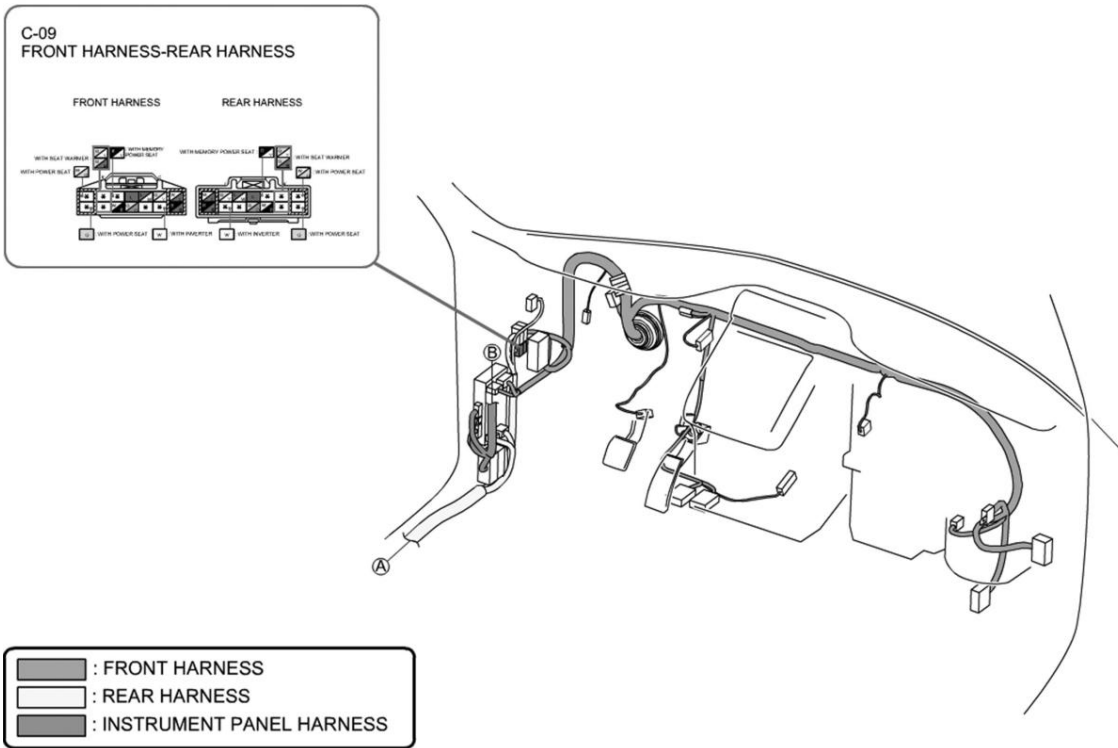
G00450139

Fig. 37: Dash
Courtesy of MAZDA MOTORS CORP.



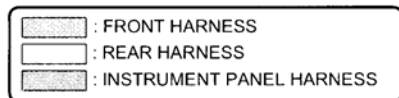
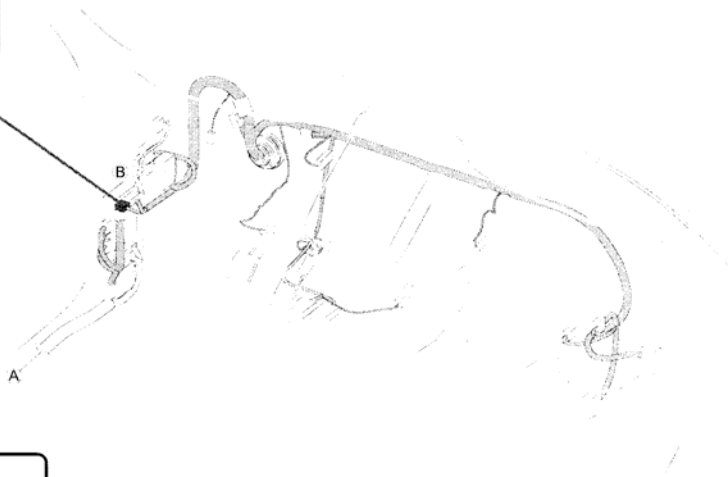
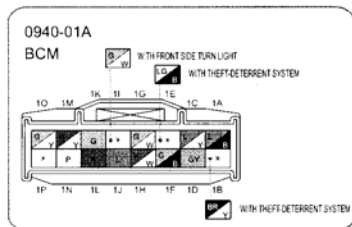
G00450140

Fig. 38: Left Kick Panel
Courtesy of MAZDA MOTORS CORP.



G00450141

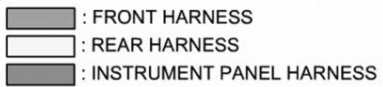
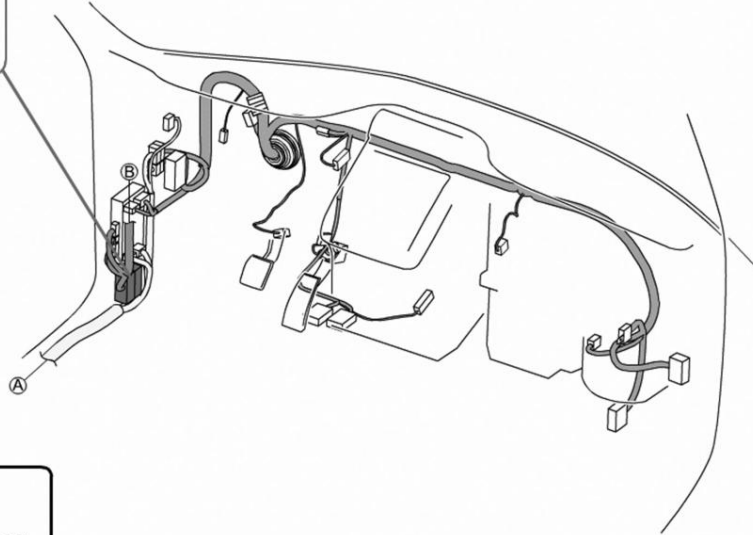
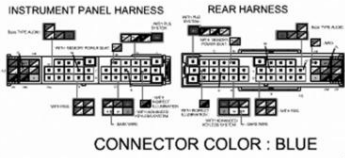
Fig. 39: Left Kick Panel
Courtesy of MAZDA MOTORS CORP.



G00450142

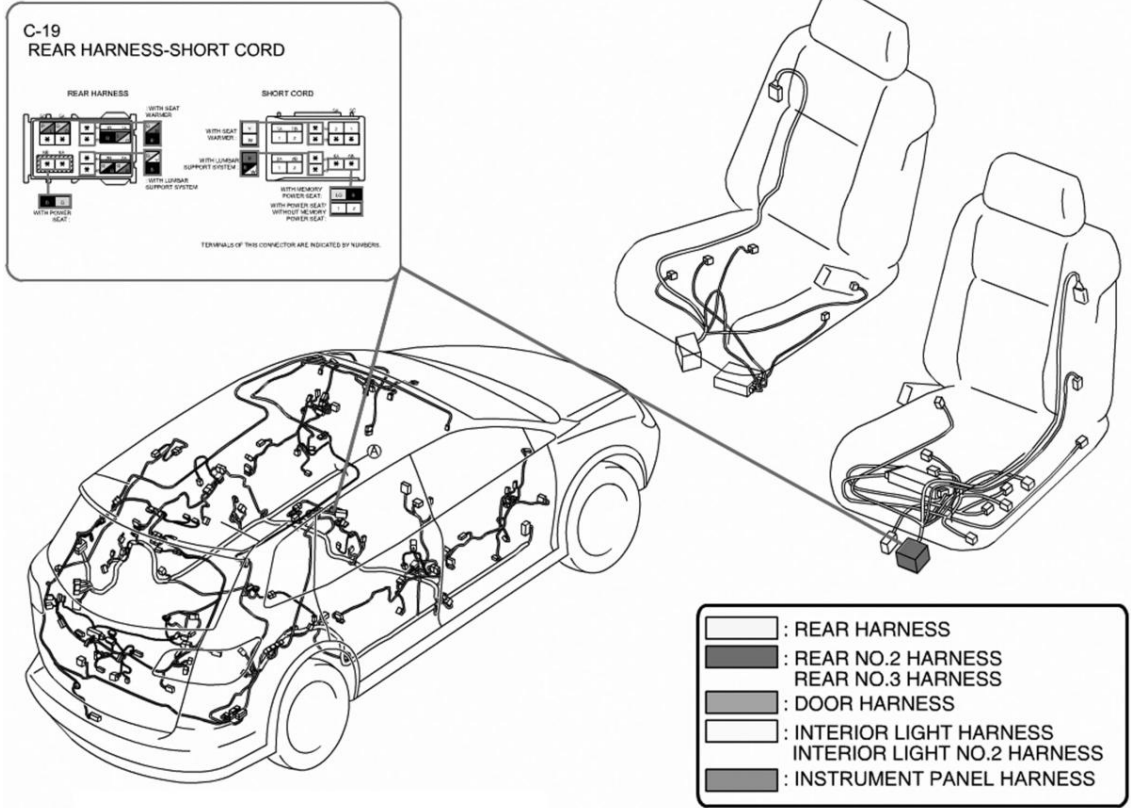
Fig. 40: Left Kick Panel
Courtesy of MAZDA MOTORS CORP.

C-16
INSTRUMENT PANEL HARNESS-
REAR HARNESS



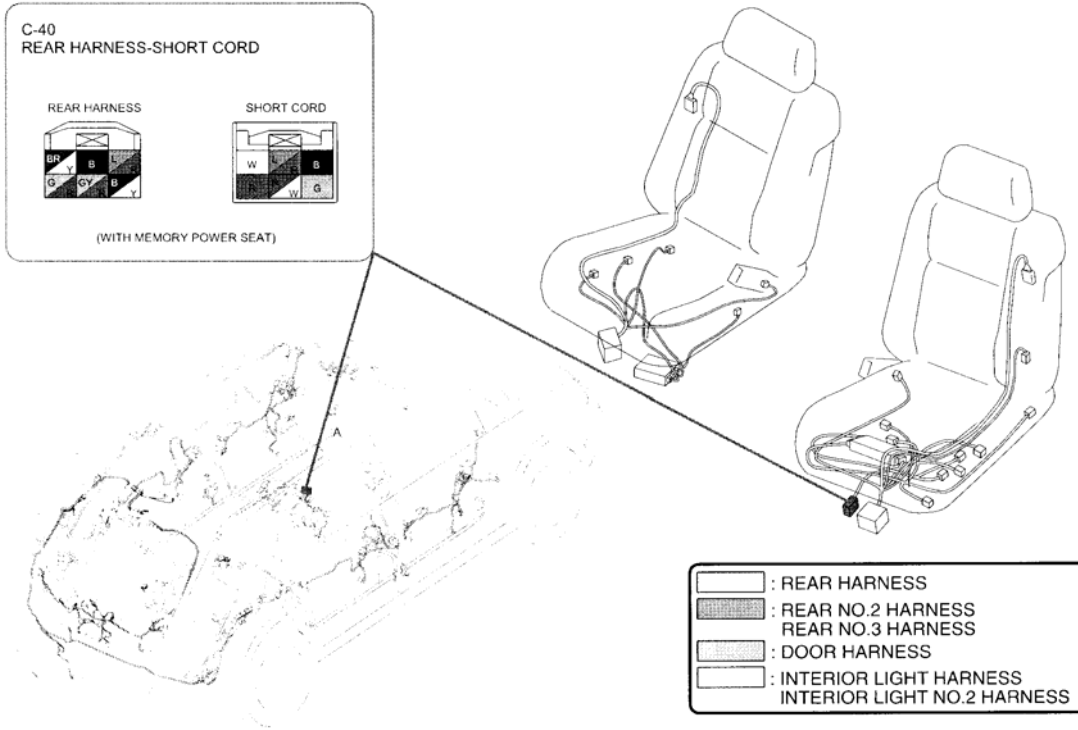
G00450143

Fig. 41: Left Kick Panel
Courtesy of MAZDA MOTORS CORP.



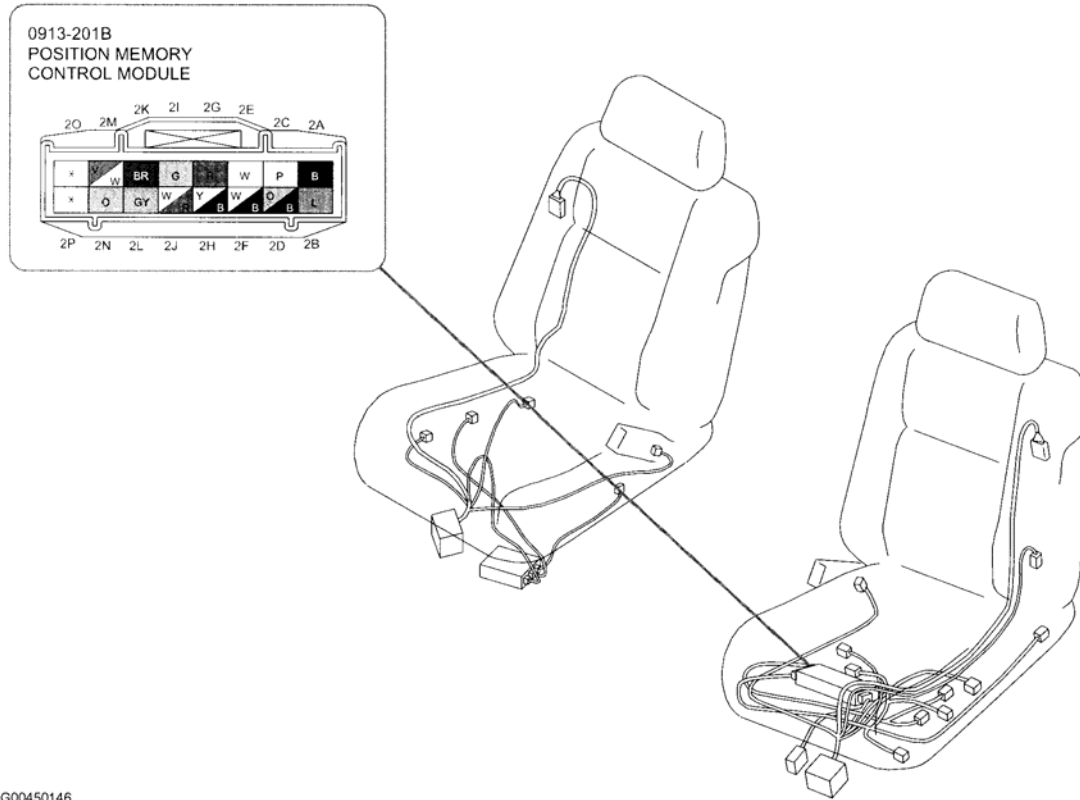
G00450144

Fig. 42: Under Driver's Seat
Courtesy of MAZDA MOTORS CORP.



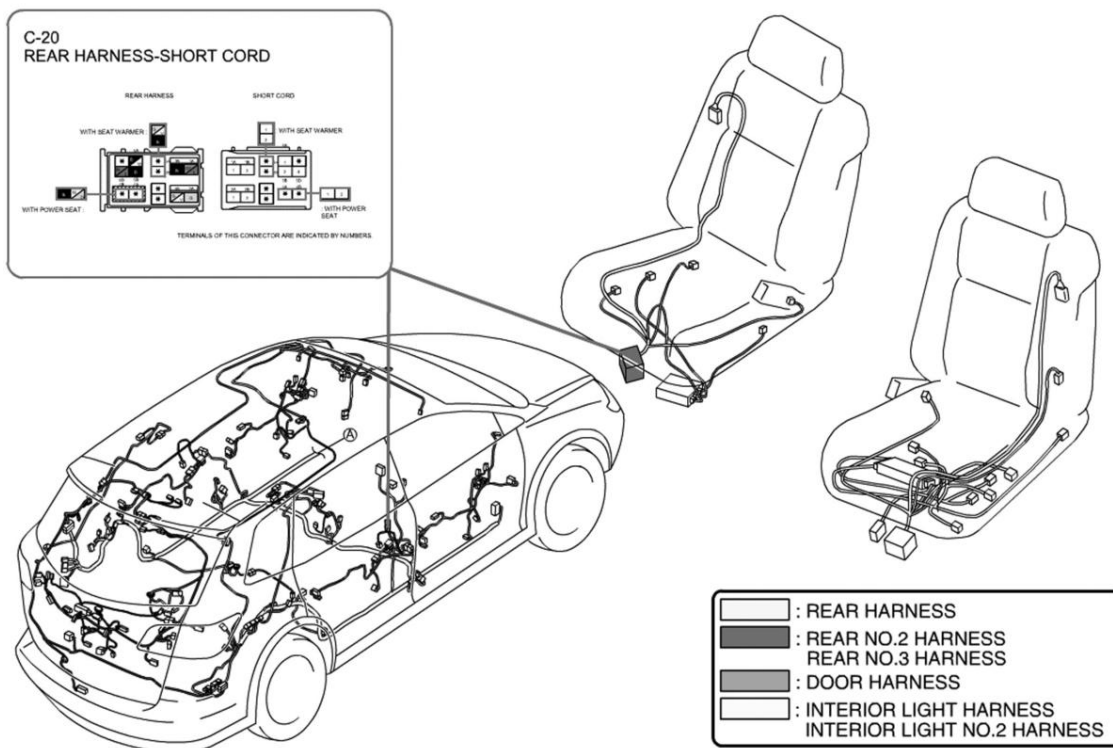
G00450145

Fig. 43: Under Driver's Seat
Courtesy of MAZDA MOTORS CORP.



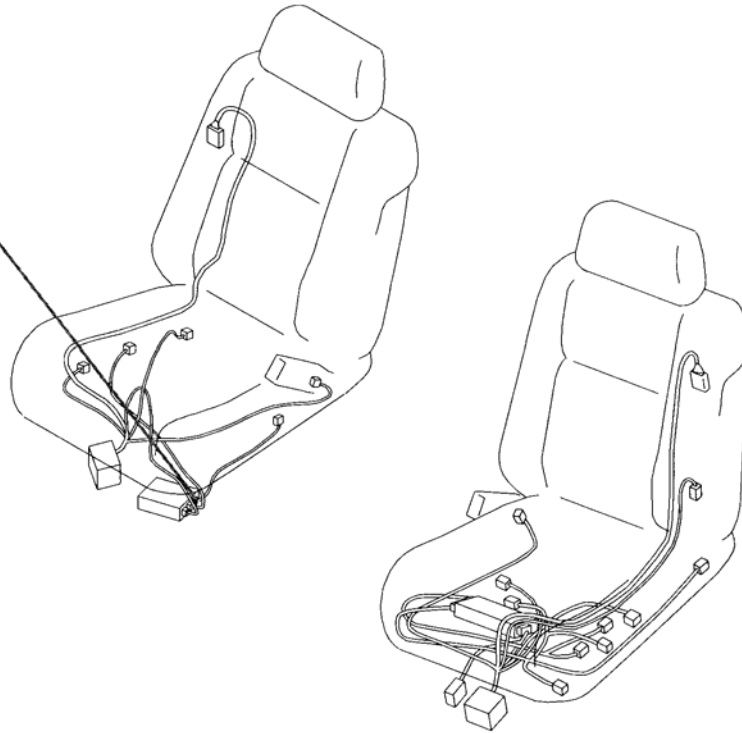
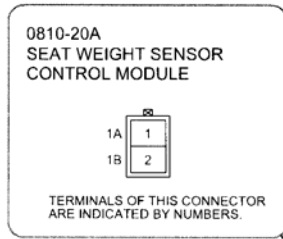
G00450146

Fig. 44: Driver's Seat
Courtesy of MAZDA MOTORS CORP.



G00450147

Fig. 45: Under Front Passenger's Seat
 Courtesy of MAZDA MOTORS CORP.

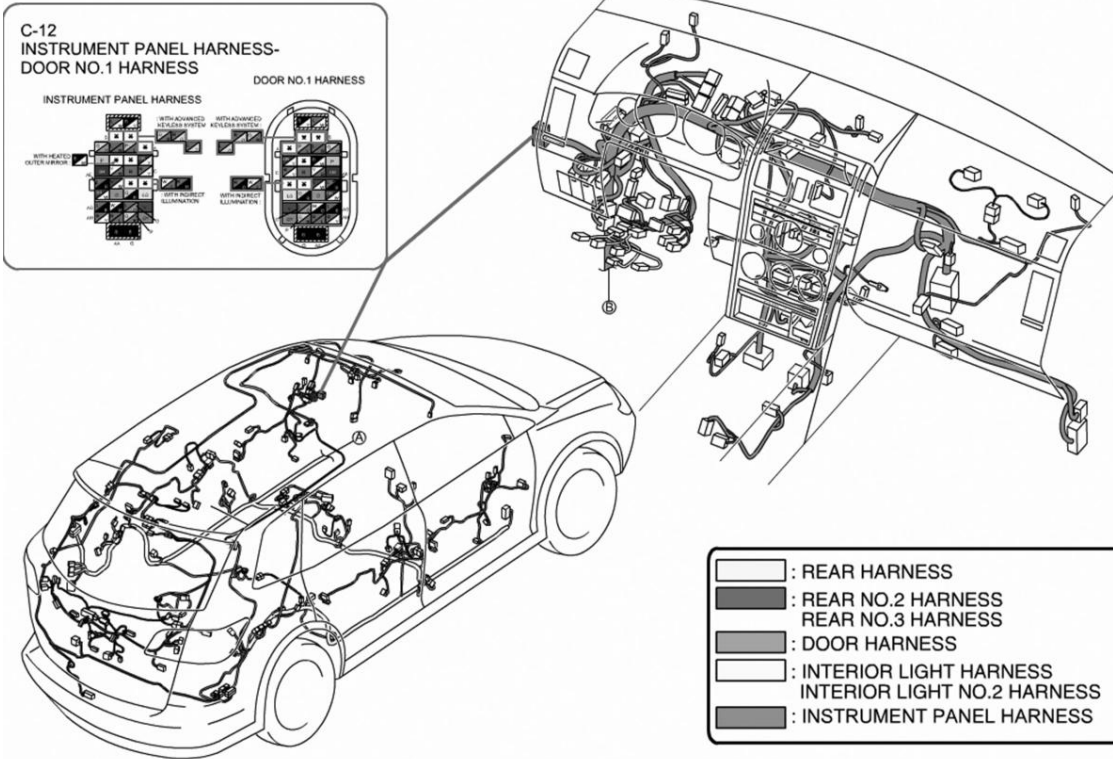


G00450148

Fig. 46: Front Passenger's Seat
Courtesy of MAZDA MOTORS CORP.

2007 Mazda CX-9 Grand Touring

2007 MAZDA CX-9



G00450149

Fig. 47: Left Kick Panel
Courtesy of MAZDA MOTORS CORP.

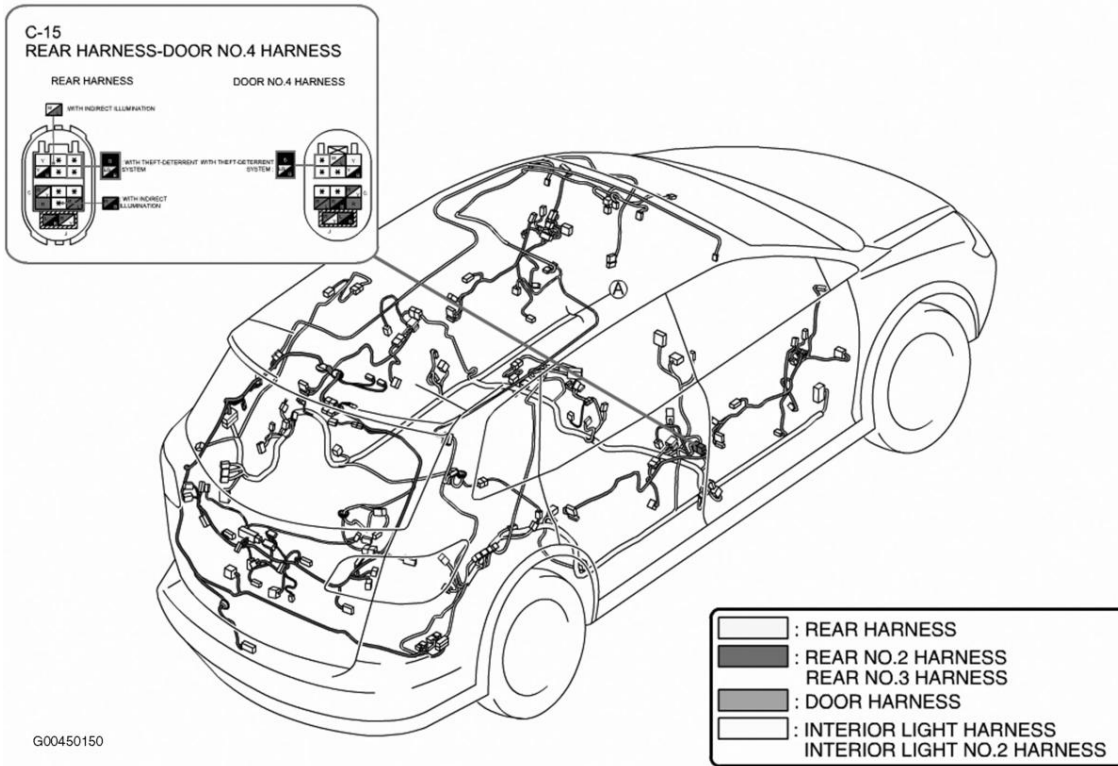


Fig. 48: Right Side Of Vehicle
 Courtesy of MAZDA MOTORS CORP.

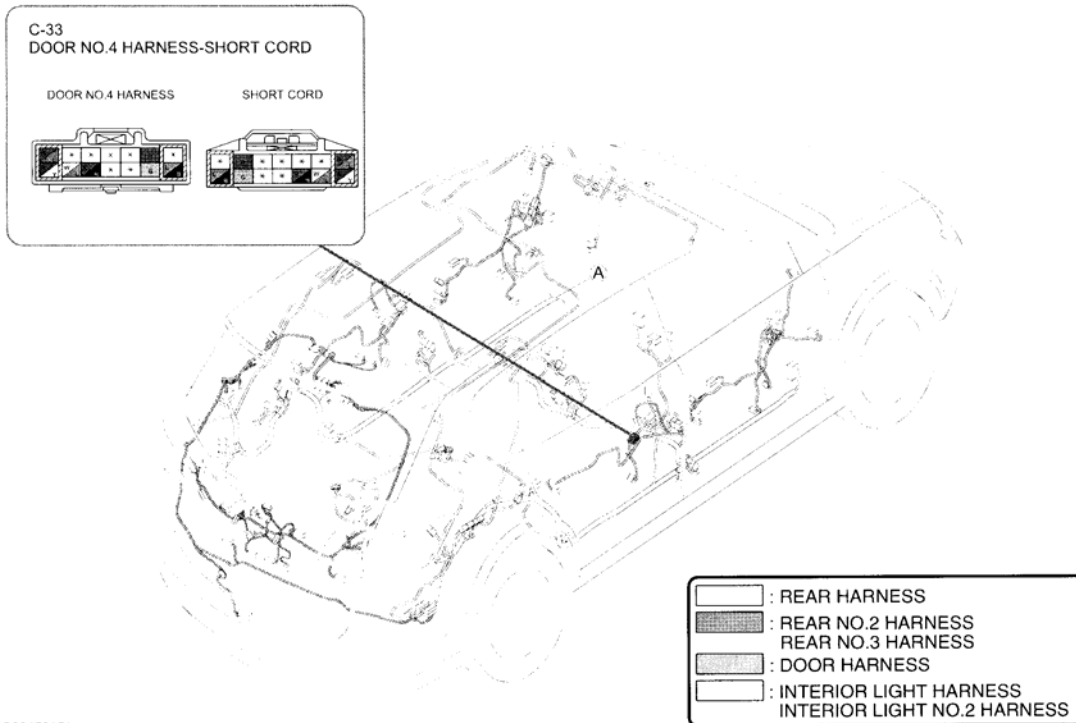
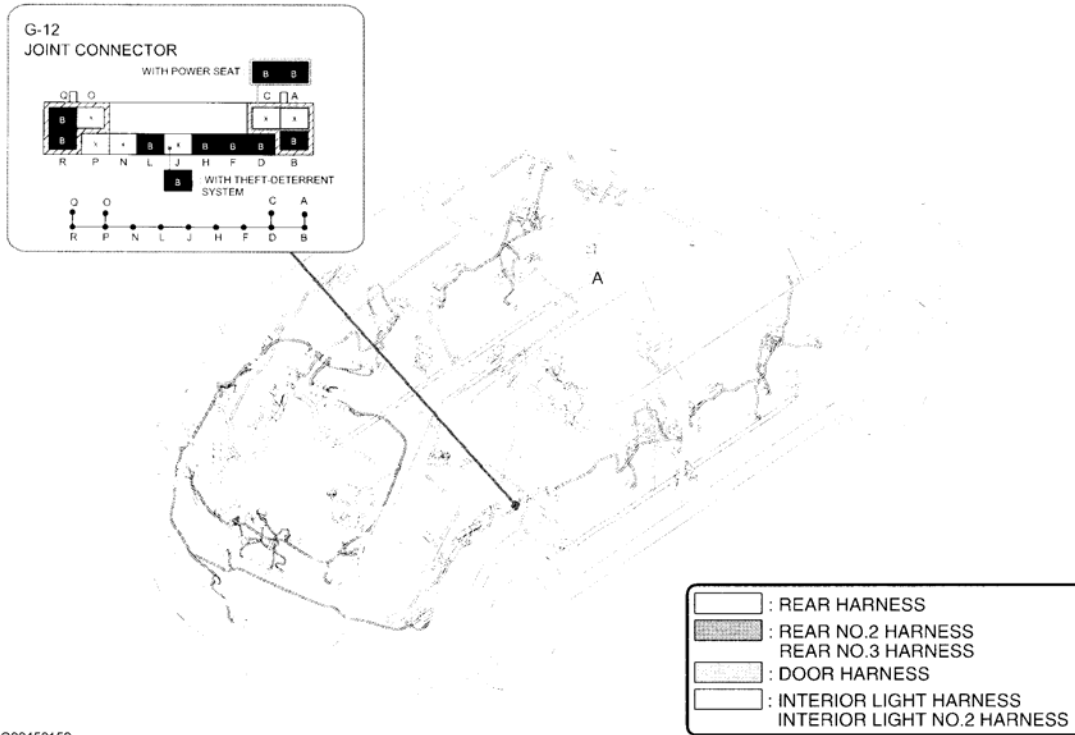


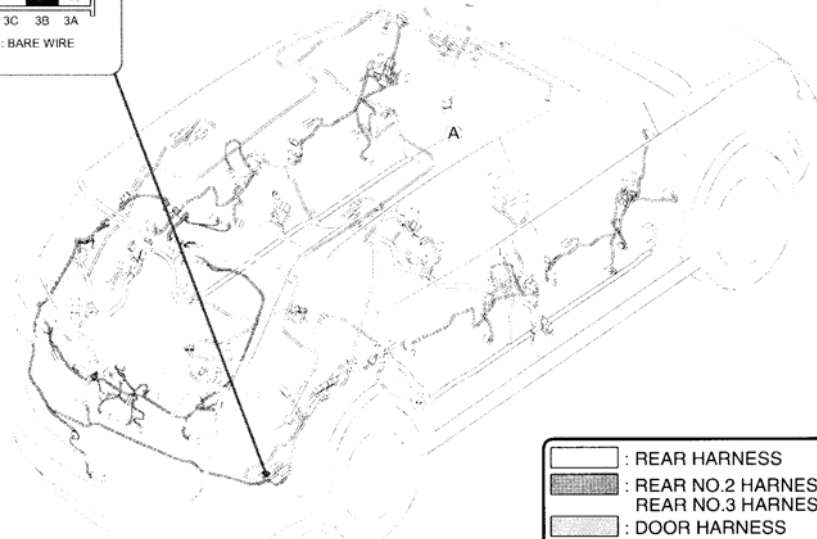
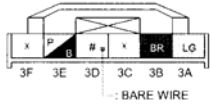
Fig. 49: Right Rear Door
 Courtesy of MAZDA MOTORS CORP.



G00450152

Fig. 50: Right Side Of Vehicle
 Courtesy of MAZDA MOTORS CORP.

0920-401C
CAR-NAVIGATION UNIT



- : REAR HARNESS
- : REAR NO.2 HARNESS
REAR NO.3 HARNESS
- : DOOR HARNESS
- : INTERIOR LIGHT HARNESS
INTERIOR LIGHT NO.2 HARNESS

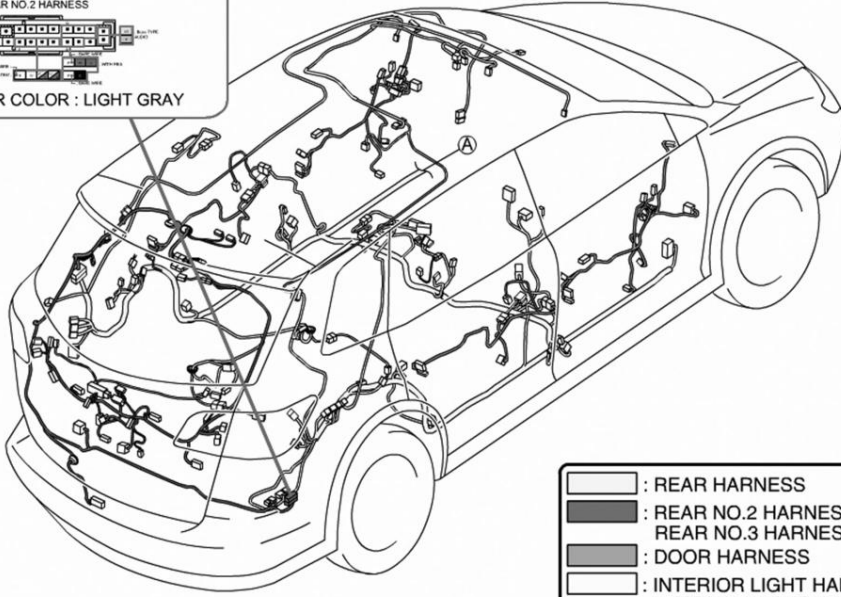
G00450153

Fig. 51: Right Rear Of Vehicle
Courtesy of MAZDA MOTORS CORP.

C-23
REAR HARNESS-REAR NO.2 HARNESS



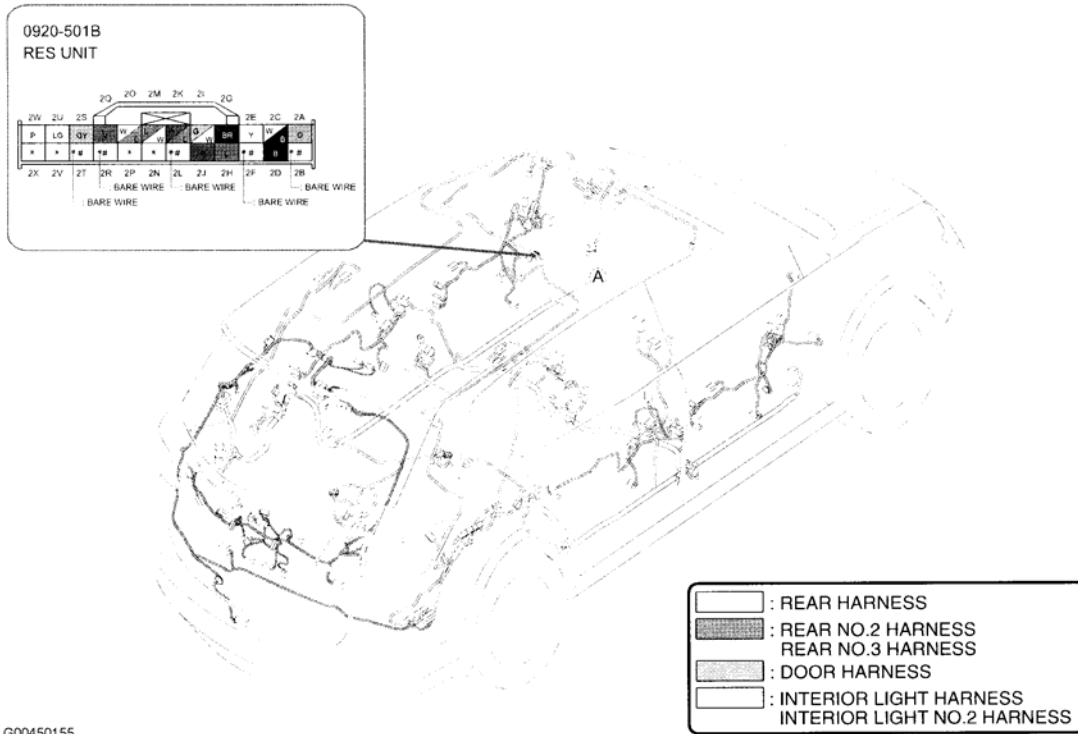
CONNECTOR COLOR : LIGHT GRAY



- : REAR HARNESS
- : REAR NO.2 HARNESS
REAR NO.3 HARNESS
- : DOOR HARNESS
- : INTERIOR LIGHT HARNESS
INTERIOR LIGHT NO.2 HARNESS

G00450154

Fig. 52: Right Rear Of Vehicle
 Courtesy of MAZDA MOTORS CORP.



G00450155

Fig. 53: Roof
 Courtesy of MAZDA MOTORS CORP.

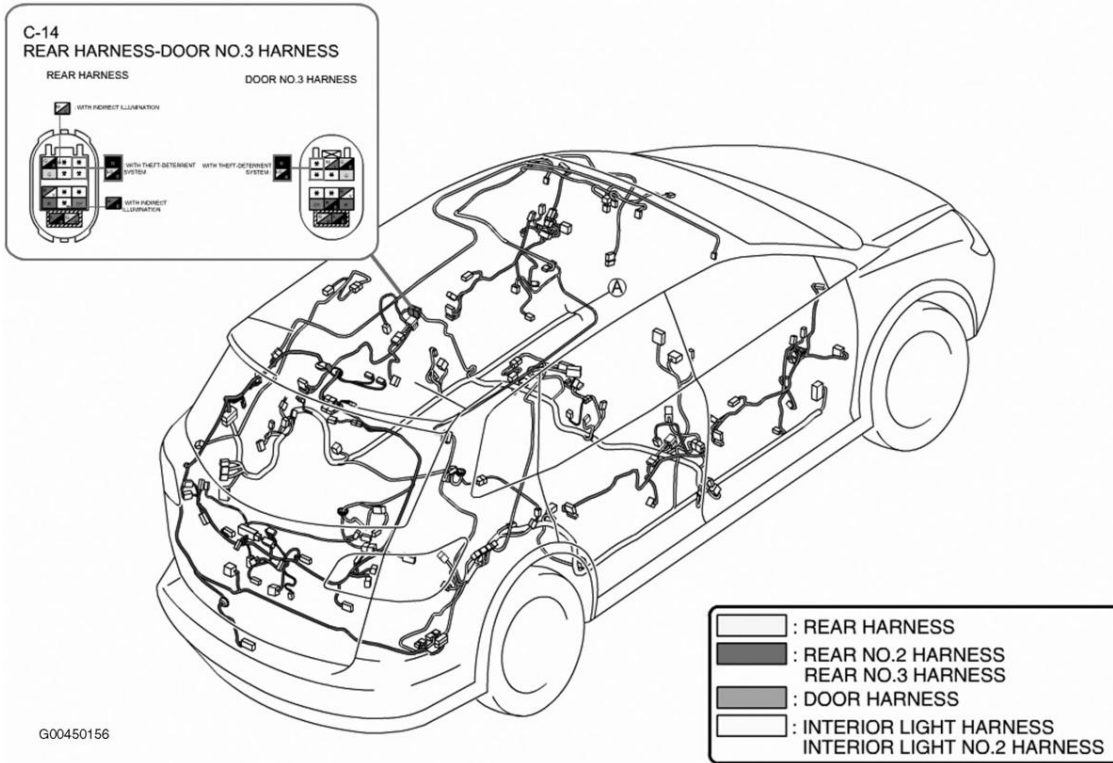


Fig. 54: Left Side Of Vehicle
 Courtesy of MAZDA MOTORS CORP.

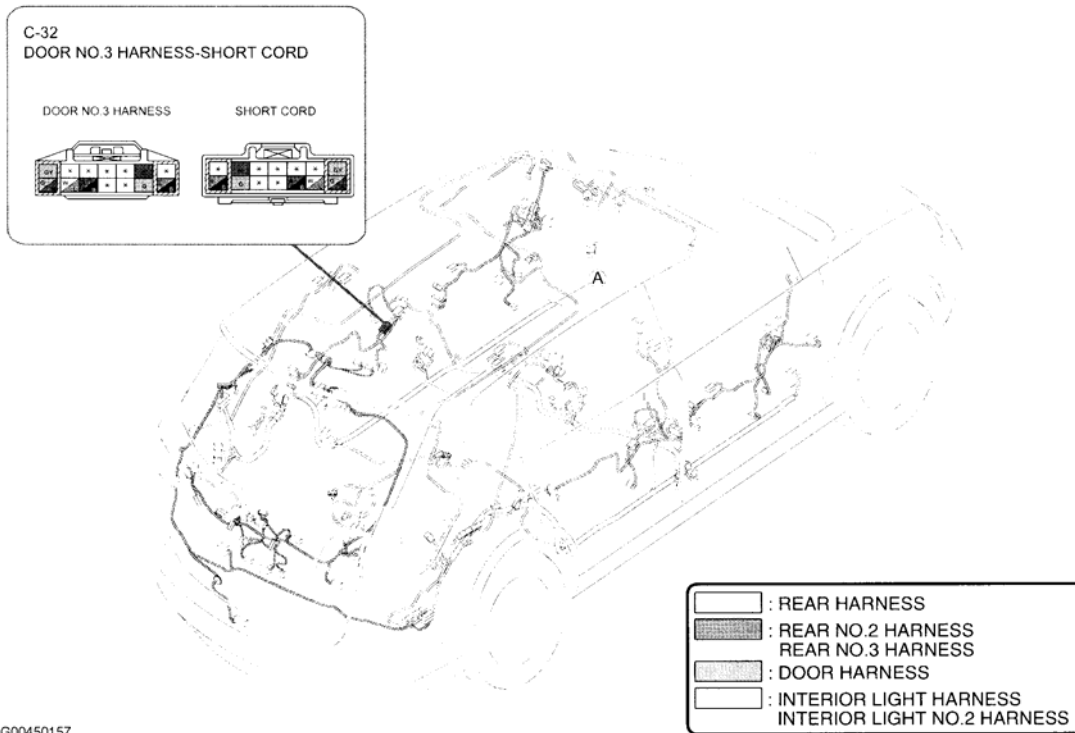
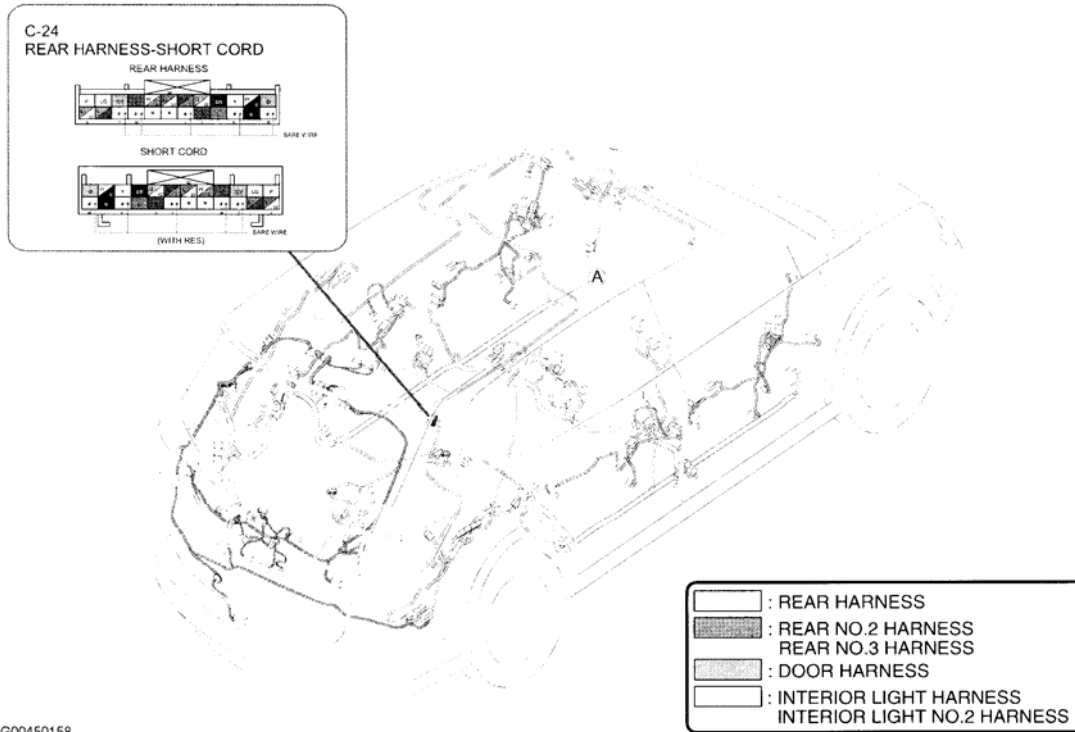
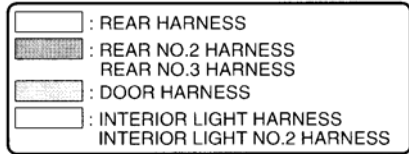
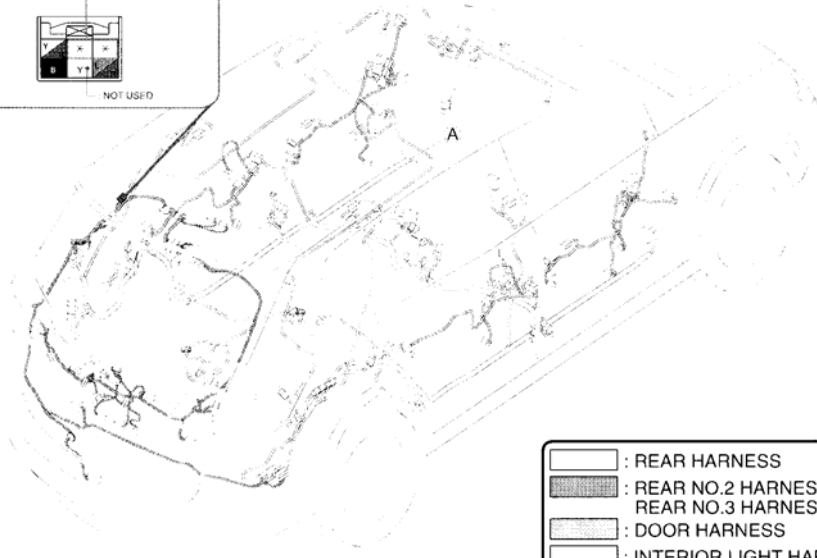
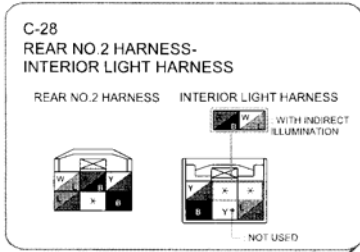


Fig. 55: Left Rear Door
Courtesy of MAZDA MOTORS CORP.



G00450158

Fig. 56: Right Side Of Vehicle
Courtesy of MAZDA MOTORS CORP.



G00450159

Fig. 57: Left Side Of Vehicle
Courtesy of MAZDA MOTORS CORP.

2007 Mazda CX-9 Grand Touring

2007 MAZDA CX-9

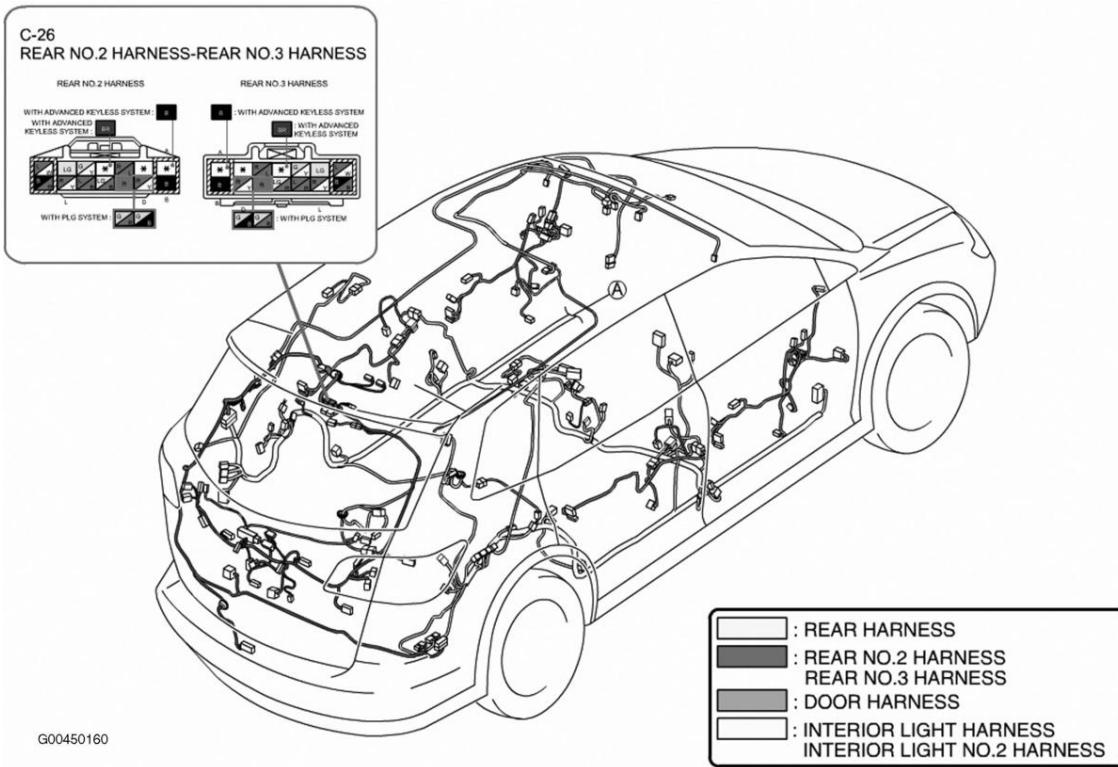


Fig. 58: Roof
Courtesy of MAZDA MOTORS CORP.

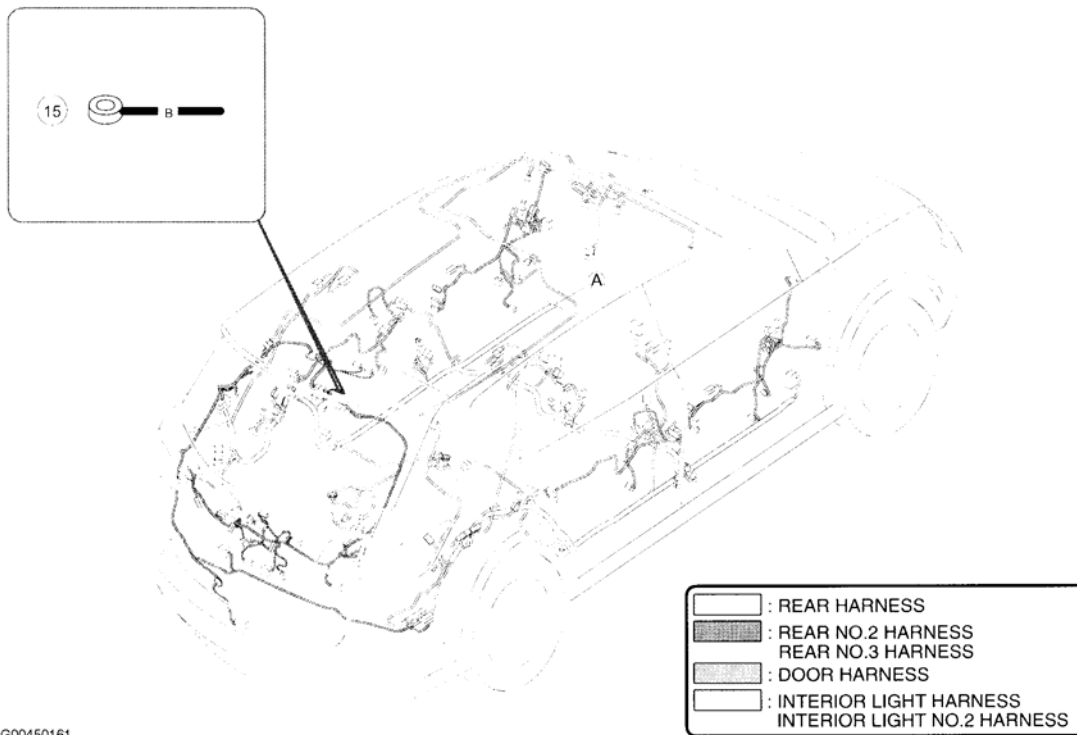


Fig. 59: Roof

Courtesy of MAZDA MOTORS CORP.

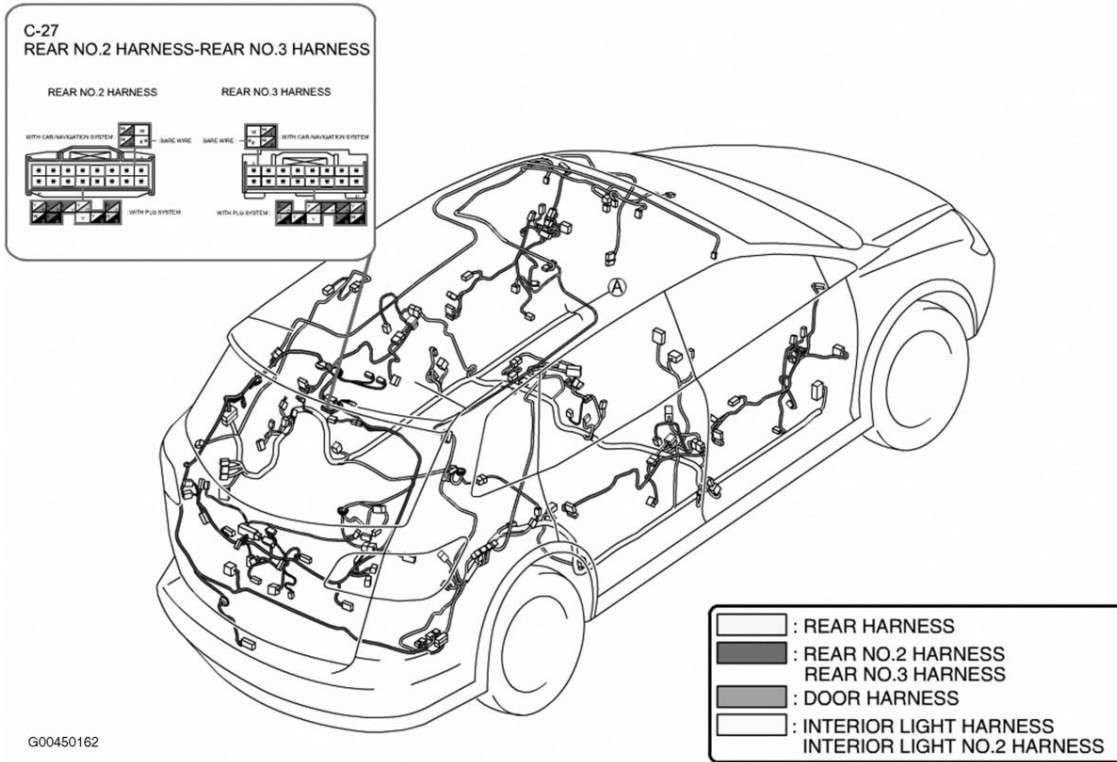
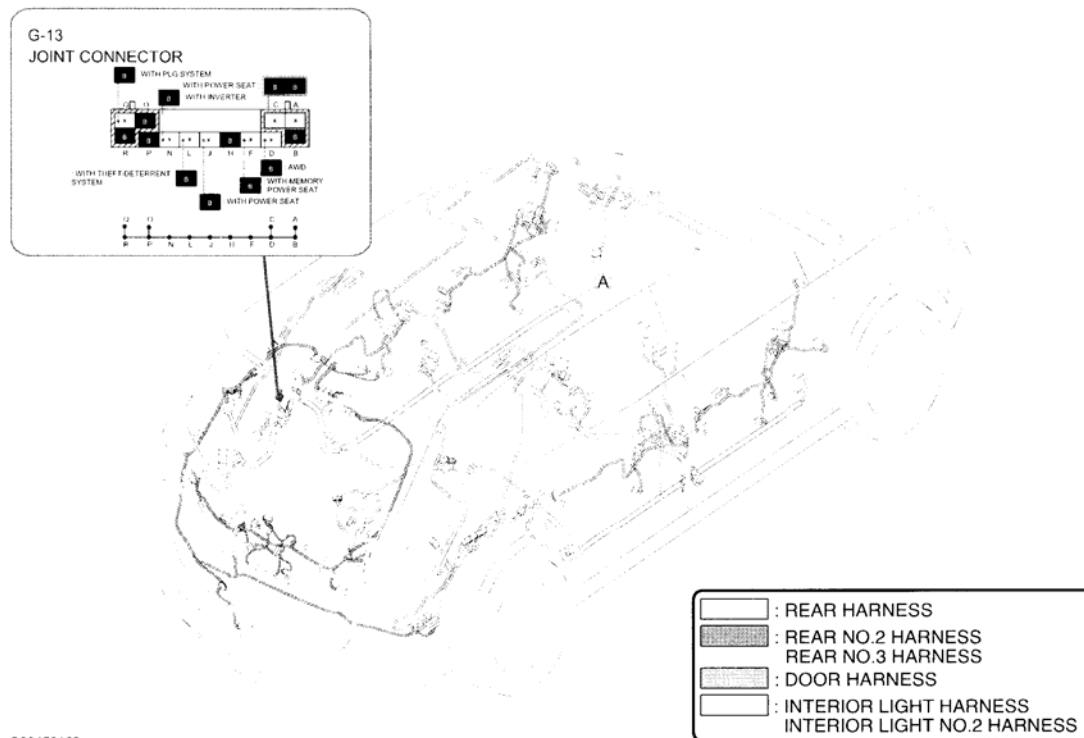


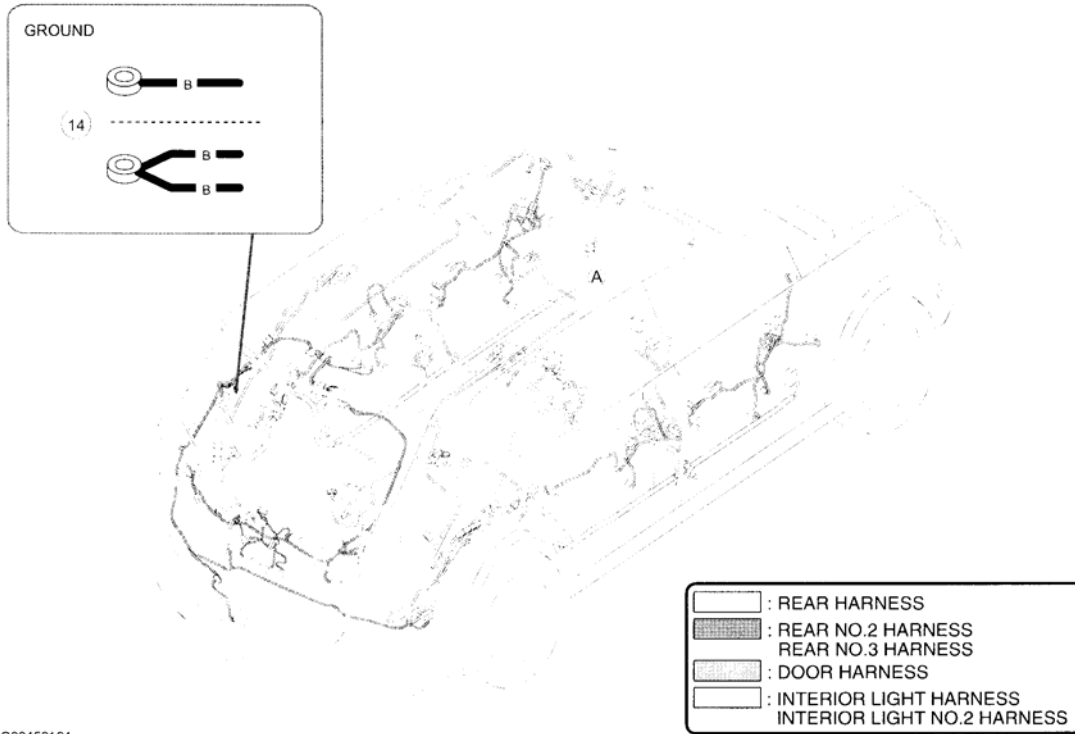
Fig. 60: Roof

Courtesy of MAZDA MOTORS CORP.



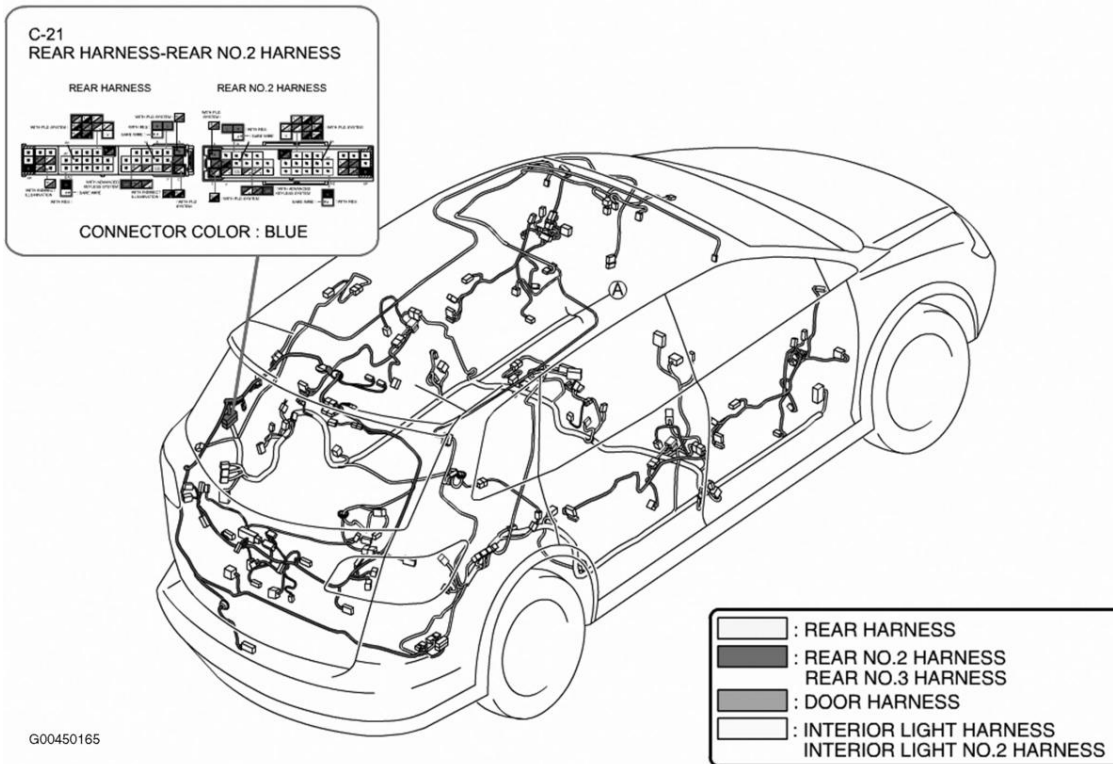
G00450163

Fig. 61: Left Side Of Vehicle
Courtesy of MAZDA MOTORS CORP.



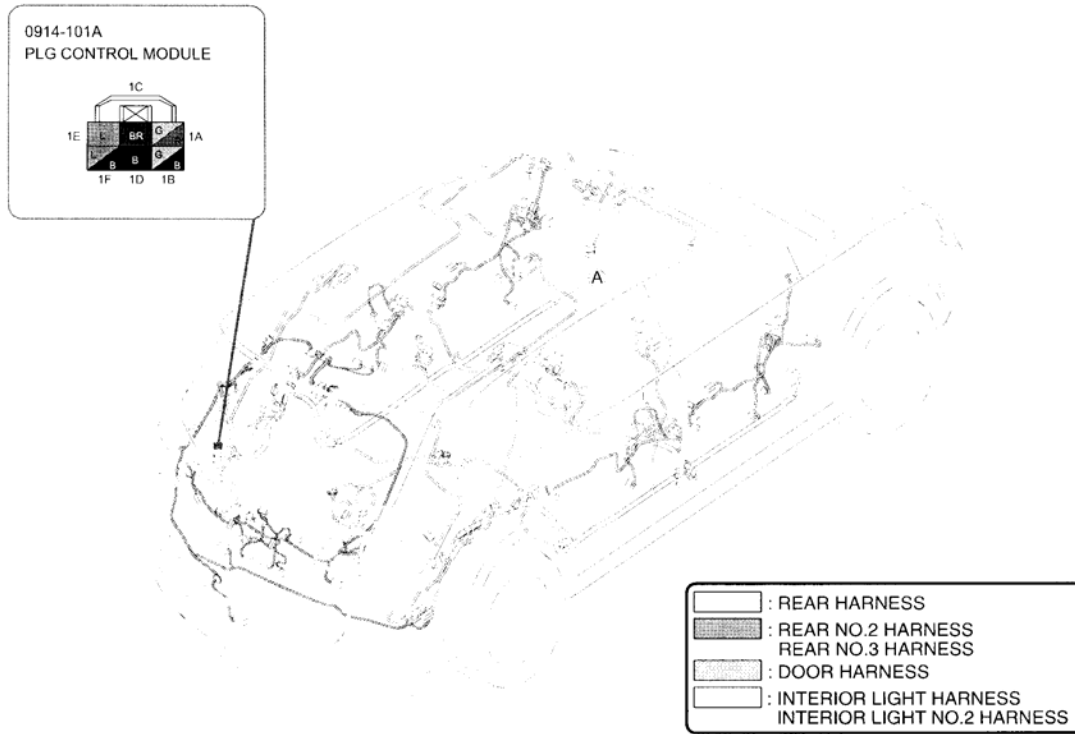
G00450164

Fig. 62: Left Side Of Vehicle
 Courtesy of MAZDA MOTORS CORP.



G00450165

Fig. 63: Left Side Of Vehicle
Courtesy of MAZDA MOTORS CORP.



G00450166

Fig. 64: Left Rear Of Vehicle
Courtesy of MAZDA MOTORS CORP.