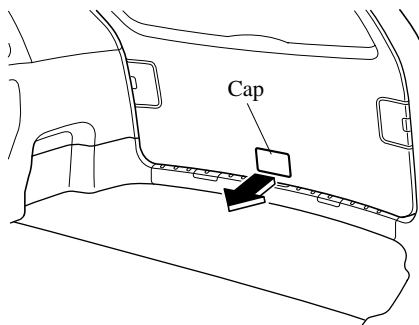


▼ Manually opening the liftgate

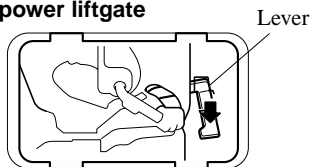
NOTE

If the vehicle battery is dead or there is a malfunction in the electrical system and the liftgate cannot be unlocked, perform the following procedure as an emergency measure to unlock it:

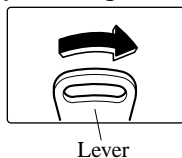
1. *Remove the cap on the interior surface of the liftgate with a flathead screwdriver.*



With power liftgate



Without power liftgate



(With power liftgate)

Push the liftgate while pressing the lever down.

(Without power liftgate)

Turn the lever to the right to unlock the liftgate

Manually closing the liftgate

Use both hands to push the liftgate down until the lock snaps shut. Do not slam it. Pull up on the liftgate to make sure it is securely latched.