

iCLARITY HD™

Listen in High Definition

MONSTER

Precision Micro Bluetooth® Speaker 100

Big, Clear Stereo Sound From a Versatile,
Palm-sized, Bluetooth Wireless Speaker
and Speakerphone



User Guide and
Warranty Information

 **Bluetooth®**

What's Included:

- iClarityHD Precision Micro Bluetooth Speaker
- Travel Pouch
- USB Charging Cable

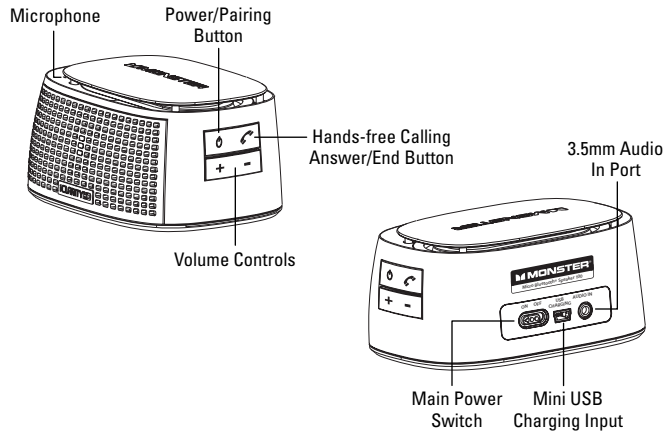
General Specifications

Bluetooth v2.0 includes profiles: A2DP, HFP, HSP

- Advanced Audio Distribution Profile (A2DP) for wireless music streaming
- Hands-free Audio (HFP) and Headset Profiles (HSP) for hands-free calling capability
- Range up to 33FT (10M)

Features and Benefits

- Bluetooth 2.0 with Monster audio and digital signal processing for clean, best-in-class wireless stereo sound
- Built-in mic with advanced noise-cancellation enables clear wireless hands-free calling and conferencing
- Two 35 mm full range drivers deliver superb music fidelity
- Monster Passive Radiator Subwoofer
- Convenient charging with included mini USB charging cable
- Rechargeable Lithium Ion battery for up to 5 hours of playtime
- Connects to iPod or any device with a 3.5 mm headphone port using a minijack cable (cable not included)
- Auto-search and auto-reconnect with compatible device



Compatibility

Wireless: Devices with Bluetooth 2.0 or above (See General Specifications for profiles), such as iPad, iPhone (2nd Gen and newer with iPhone software 3.1), iPod touch (2nd Gen and newer with iPhone software 3.1) and Bluetooth equipped Macs and most Bluetooth equipped smartphones or computers.

Wired: Devices with a standard 3.5 mm headphone output port such as iPod via 3.5 mm minijack cable (not included).

WARNING

1. Do not become distracted by this product while driving.
2. Do not leave the product exposed to a heat source or high temperatures.
3. Do not remove or attempt to remove the non-user-replaceable battery.
When disposing of the product, take it to a waste electronics service.
4. Please remember that a loose object in a moving vehicle could become a deadly projectile in the event of a collision.

LED Indicator

There is an LED light in the middle of the front of iClarityHD Precision Micro Bluetooth Speaker. Below are what the LED's various displays indicate.

LED Off – Power OFF

BLUE – Power ON

Flashing BLUE/RED – Pairing mode

RED – Low Battery Level

Flashing RED – Battery almost drained

Flashing BLUE – Battery is recharging

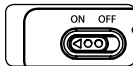
Set-up and Pairing via Bluetooth For Music Playback and Hands-free Calling


NOTE: iClarityHD Precision Micro Bluetooth Speaker can pair with most

Bluetooth 2.0 devices. Pairing may vary by device. Consult your Bluetooth device's owner's manual for pairing instructions.

Putting iClarityHD Precision Micro Bluetooth Speaker Into Pairing Mode

1. Turn the main power switch on the back of iClarityHD Precision Micro Bluetooth Speaker to the "ON" position.



2. Press and hold down the  button on the right side of iClarityHD Precision Micro Bluetooth Speaker until the light on the front starts blinking red and blue. This indicates that it is in pairing mode.

NOTE: iClarityHD Precision Micro Bluetooth Speaker will stay in pairing mode for 3 minutes. If you do not complete the next steps before then, simply turn iClarityHD Precision Micro Bluetooth Speaker main power switch to OFF and then back to ON, and repeat step 2.

Pairing with iPad, iPhone or iPod touch

When paired with Bluetooth equipped iPhone, iPod touch or iPad, iClarityHD Precision Micro Bluetooth Speaker can be used for music playback. With iPhone, it can be used as a speakerphone on calls. For iPad, iPhone and iPod touch, you can also use iClarityHD Precision Micro Bluetooth Speaker as a speakerphone for an online chat client, like Skype.

1. Put iClarityHD Precision Micro Bluetooth Speaker into pairing mode.
2. On your iPad, iPhone, or iPod touch, touch the Settings icon, then select "General." Select the "Bluetooth" option. If it is turned "OFF," slide to "ON." You should see "iClarityHD" as one of the detected devices.
3. Touch the "iClarityHD" option. A pop up window will appear, with the message: *"iClarityHD" would like to pair with your device. Would you like to allow it to pair?*
4. Select "Pair"

Your device is now connected to iClarityHD Precision Micro Bluetooth Speaker. For pairing with non-Apple mobile devices, please consult that device's owner's manual.

Reconnection in Event of Bluetooth Disconnection

If by any reason your device and iClarityHD Precision Micro Bluetooth Speaker are disconnected, such as out of connection distance or powering off, they can be re-connected by:

1. Short pressing the power/pairing button on iClarityHD Precision Micro Bluetooth Speaker.
2. Select "iClarityHD" from your device for reconnection.

NOTE: After pairing, iClarityHD Precision Micro Bluetooth Speaker will also "auto-connect" with compatible devices that auto-search and re-connect with their last connecting device if disconnection should occur.

Pairing with Bluetooth Equipped Mac

You can pair iClarityHD Precision Micro Bluetooth Speaker with a Bluetooth 2.0 equipped Mac for listening to music or for use as a speakerphone with iChat, Skype and other online video/voice chat clients.

NOTE: Not all Macs support Bluetooth. Please consult your owner's manual. If your Mac does not support Bluetooth, you can connect with a 3.5 mm to 3.5 mm minijack cable (not included) and listen to music through iClarityHD Precision Micro Bluetooth Speaker. See section, **Connecting to a device via 3.5 mm "AUDIO IN" input.**

1. Put iClarityHD Precision Micro Bluetooth Speaker into pairing mode.
2. Choose Apple menu > System Preferences and then click "Bluetooth."
3. If it is not already checked, click the box to the word "On" to enable Bluetooth.

4. Click Add (+). The Bluetooth Setup Assistant will launch automatically. Click “Continue.”
5. On the next screen, select “Headset” and then click “Continue.”
6. The device “ iClarityHD” should show up. Click to highlight, then click “Continue.”
7. After your computer gathers information, click “Continue.” If asked for a passkey, enter 0000 and click “Continue.” iClarityHD Precision Micro Bluetooth Speaker will now be paired with your Mac. Click “Quit”.

If you have a Bluetooth equipped Windows PC, please consult your owner’s manual for pairing instructions.

Setting your Mac’s Audio Input and Output

You now need to set your Mac’s audio input and output to “Bluetooth” to enable iClarityHD Precision Micro Bluetooth Speaker to transmit audio from your Mac and send audio from its built-in microphone to your Mac.

1. Choose Apple menu > System Preferences and then click “Sound.”
2. Click on the “Output” Tab.

If you want to use iClarityHD Precision Micro Bluetooth Speaker for stereo audio playback, like music and movies, highlight “ iClarityHD Precision Bluetooth Headphones.”

If you want to use “iClarityHD Precision Micro Bluetooth Speaker” as a speakerphone for Skype, iChat or other online chat applications, highlight “iClarityHD Precision Bluetooth Headset.”

NOTE: iClarityHD Precision Micro Bluetooth Speaker will not play in stereo when the “Bluetooth Headset” option is selected. Be sure to have “Bluetooth Headphones” selected for best audio playback.

3. Click on the “Input” Tab. If you are using iClarityHD Precision Micro Bluetooth Speaker for online chat, highlight “iClarityHD Precision Bluetooth Headset.”


NOTE: Some audio delay may occur when watching video playback, causing audio on video to be “out of sync” when connected via Bluetooth. Use a 3.5 mm minijack cable for optimal performance with video playback.


See section **Connecting to a device via 3.5 mm “AUDIO IN” input.**

NOTE: Always be sure to switch iClarityHD Precision Micro Bluetooth Speaker to the “OFF” position when not in use to save battery charge.


Taking Calls on an iPhone Connected to iClarityHD Precision Micro Bluetooth Speaker

When you receive an incoming call, an alert will sound from iClarityHD Precision Micro Bluetooth Speaker. If you are listening to music from your iPhone, the music will automatically pause.

To accept a call: You can accept a call as you usually do, using your iPhone controls or press the  on the side of iClarityHD Precision Micro Bluetooth Speaker. Speak normally. Your call will come through the speakers and your voice picked up through the built-in mic.

To end a call: Use your iPhone controls or press the  button.


To reject a call: Use your iPhone controls or press and hold the  button.

To use call waiting: Use you iPhone controls or press and release the  button twice in succession to put the first call on hold and answer the incoming call. Repeat to switch back to the first call.

Controlling Playback When Connected Via Bluetooth:

NOTE: Because of their Bluetooth profiles, volume cannot be controlled from your iPhone, iPad or iPod touch when connected via Bluetooth. It must be controlled on iClarityHD Precision Micro Bluetooth Speaker's volume control. Control varies by device. If connecting via other devices, like Blackberry, you may be able to control volume from the device and iClarityHD Precision Micro Bluetooth Speaker. Consult your owner's manual.

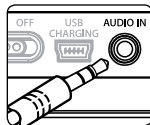
VOLUME: Using the volume controls on the side of iClarityHD Precision Micro Bluetooth Speaker, push the (+) button to increase volume and the (-) button to decrease volume.

PAUSE MUSIC: Push the  to pause playback. Repeat to resume music.

Connecting to a Device Via 3.5 mm "AUDIO IN" Input

You can use iClarityHD Precision Micro Bluetooth Speaker for music playback with any device that has a 3.5 mm headphone port. You will need a 3.5 mm to 3.5 mm minijack cable (not included).

Simply plug one end of the cable into your device, as you would a pair of headphones. Plug the other end of the cable into the 3.5 mm port marked "AUDIO IN" on the back of iClarityHD Precision Micro Bluetooth Speaker. Play music.



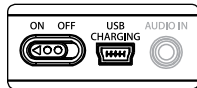
When Connected Via 3.5 mm "AUDIO IN" Input:

NOTE: Volume cannot be controlled with the volume control on iClarityHD Precision Micro Bluetooth Speaker when connected via the 3.5 mm "AUDIO IN" input. Use the volume control on your device as you normally would.

Recharging Battery

Make sure the power switch is set to “ON.” Plug the Mini USB end of the included USB cable into the USB mini port, marked “USB Charging” on the back of iClarityHD Precision Micro Bluetooth Speaker. Plug the other end into a USB port on your computer or other devices made for USB charging. The LED light will begin to flash BLUE. It will stop flashing at full charge. Charge time is 3 hrs from an empty battery.

NOTE: Always be sure to switch iClarityHD Precision Micro Bluetooth Speaker to the “OFF” position when not in use to save battery charge.



Trouble Shooting

Sound is very low or no sound	<ul style="list-style-type: none">• Please check iClarityHD Precision Micro Bluetooth Speaker or Bluetooth device Volume Level• If using 3.5 mm port, be sure the minijack cable is securely inserted into iClarityHD Precision Micro Bluetooth Speaker and your device
Sound not in stereo when playing music	<ul style="list-style-type: none">• Make sure the Sound Output is set on “iClarityHD Bluetooth Headphones.” See section Setting your Mac’s Audio Input and Output

Trouble Shooting

Music is playing on a device but isn't transferring to iClarityHD Precision Micro Bluetooth Speaker	<ul style="list-style-type: none">• Make sure your Bluetooth device has A2DP (check your device's owner's manual)• Be sure the device is paired• If using 3.5 mm port, be sure the minijack cable is securely inserted into iClarityHD Precision Micro Bluetooth Speaker and your device
LED light not on	<ul style="list-style-type: none">• Make sure iClarityHD Precision Micro Bluetooth Speaker main switch is ON• Make sure iClarityHD Precision Micro Bluetooth Speaker is charged

Trouble Shooting

Hands-free calling is not working with iPhone or mobile phone	<ul style="list-style-type: none">• Make sure your mobile device has HSP/HFP• Be sure your iPhone or mobile phone is paired• Check volume on iClarityHD Precision Micro Bluetooth Speaker
Music is not resuming after hanging up a call	<ul style="list-style-type: none">• Press play to resume music

LIMITED WARRANTY FOR CONSUMERS

Monster, LLC., 7251 West Lake Mead Blvd., Las Vegas, NV 89128, USA, (415) 840-2000 ("Monster") extends You this Limited Warranty. Statutory or common law may provide You with additional rights or remedies, which shall not be affected by this Limited Warranty.

DEFINITIONS

"Adequate Use" means use of the Product (i) within a home or dwelling, (ii) for private (as opposed to commercial) purposes, (iii) in conformance with all applicable local, state or federal law, code or regulations (including without limitation building and/or electrical codes), (iv) in accordance with manufacturer recommendations and/or instructions in the materials and documentation that accompany the Product, and (v) if applicable, with proper electrical grounding.

"Authorized Dealer" means any distributor, reseller or retailer that (i) was duly authorized to do business in the jurisdiction where it sold the Product to You, (ii) was permitted to sell You the Product under the laws of the jurisdiction where You bought the Product, and (iii) sold You the Product new and in its original packaging.

"Formal Warranty Claim" means a claim made in accordance with the section "Formal Warranty Claims" herein.

"Product" means a Product (i) that is listed in the Specifications Table below, (ii) that You bought from an Authorized Dealer new and in its original packaging, and (iii) whose serial number, if any, has not been removed, altered, or defaced.

"Product Defect" means an inadequacy of the Product that existed at the time when You received the Product from an Authorized Dealer and that causes a failure of the Product to perform in accordance with Monster's documentation accompanying the Product, unless such failure has been caused completely or partly by (a) any use other than Adequate Use, (b) transportation, neglect, misuse or abuse by anyone other than Monster's employees; (c) alteration, tampering or modification of the product by anyone other than a Monster employee; (d) accident (other than a malfunction that would otherwise qualify as a Product Defect); (e) maintenance or service of the Product by anyone

other than a Monster employee; (f) exposure of the Product to heat, bright light, sun, liquids, sand or other contaminants; or (g) acts outside the control of Monster, including without limitation acts of God, fire, storms, earthquake or flood.

"Warranty Period" means the time period during which Monster must have received Your Formal Warranty Claim. The different Warranty Periods related to Product Defects are defined in the Specifications Table below. The Warranty Period commences on the date when You purchased or received (whichever occurs later) the Product from an Authorized Dealer as evidenced by the Authorized Dealer's invoice, sales receipt or packing slip. If You do not have written proof of the date of purchase or receipt, then the Warranty Period commences three (3) months after the date when the Product left Monster's or its factory as evidenced by Monster's records. The Warranty Period ends after the time defined in the Specifications Table has expired or after You have transferred ownership of the Product, whichever occurs earlier. Also, You must call Monster and obtain a Return Authorization Number (as described under "How to Make a Claim") within two (2) months after You discover a Product Defect (or should have discovered it, if such Product Defect was obvious).

"You" means the first individual person that purchased the Product in its original packaging from an Authorized Dealer. This Limited Warranty does not apply to persons or entities that bought the Product (i) in used or unpackaged form, (ii) for resale, lease or other commercial use, or (iii) from someone other than an Authorized Dealer.

SCOPE OF THIS LIMITED WARRANTY

PRODUCTS. If a Product contained a Product Defect when You bought it from an Authorized Dealer and Monster receives a Formal Warranty Claim from You within two (2) months after You discover such Product Defect (or should have discovered it, if such Product Defect was obvious) and before the end of the Warranty Period for Product Defects applicable to the affected Product, then Monster will provide You with one of the following remedies: Monster will (1) repair or, at Monster's sole discretion, replace the Product, or (2) refund to You the purchase price You paid to the Authorized Dealer for the affected Product if repair or replacement is not commercially practicable or cannot be timely made. NOTE: MONSTER DOES NOT ASSUME ANY LIABILITY FOR ANY INCIDENTAL, CONSEQUENTIAL OR INDIRECT DAMAGES UNDER THIS LIMITED WARRANTY.

GENERAL PROVISIONS

CHOICE OF LAW/JURISDICTION. This Limited Warranty and any disputes arising out of or in connection with this Limited Warranty ("Disputes") shall be governed by the laws of the State of California, USA, excluding conflicts of law principles and excluding the Convention for the International Sale of Goods. The courts located in the State of California, USA shall have exclusive jurisdiction over any Disputes.

OTHER RIGHTS. THIS LIMITED WARRANTY GIVES YOU SPECIFIC LEGAL RIGHTS, AND YOU MAY ALSO HAVE OTHER RIGHTS, WHICH VARY FROM STATE TO STATE AND JURISDICTION TO JURISDICTION, AND WHICH SHALL NOT BE AFFECTED BY THIS LIMITED WARRANTY. THIS WARRANTY EXTENDS ONLY TO YOU AND CANNOT BE TRANSFERRED OR ASSIGNED. If any provision of this Limited Warranty is unlawful, void or unenforceable, that provision shall be deemed severable and shall not affect any remaining provisions. In case of any inconsistency between the English and other versions of this Limited Warranty, the English version shall prevail.

REGISTRATION. Please register Your Product at www.monstercable.com/register. Failure to register will not diminish Your warranty rights.

SPECIFICATIONS TABLE

Product Model	Warranty Period for Product
AI CLY MBT 100	One (1) year

FORMAL WARRANTY CLAIM

HOW TO MAKE A CLAIM. In the event damage has occurred to Products, You must follow these instructions: (1) Call Monster within two (2) months after You discover a Product Defect (or should have discovered it, if such Product Defect

was obvious); (2) Give a detailed explanation of how the damage occurred; (3) Obtain a Return Authorization Number; (4) Upon receipt of a claim form (which may be sent to You after You filed Your Formal Warranty Claim), fill out the claim form entirely; (5) Return the Products, shipping prepaid by You (to be refunded if You are entitled to a remedy under the Scope of this Limited Warranty), to Monster for verification of damage, along with a copy of Your original sales receipts and proof of purchase (UPC label or packing slip) for such Products, the completed claim form, and printed Return Authorization Number on the outside of the return package (the claim form will include instructions for return).

TELEPHONE NUMBERS. If you bought the product in the United States, Latin America, or Asia Pacific, contact Monster, LLC (455 Valley Drive, Brisbane, CA 94005) at 1 877 800-8989. If you bought the product anywhere else, contact Monster Technology International Ltd., Ballymaley Business Park, Ennis, Co. Clare, Ireland. You can write or use one of the following telephone numbers: Canada 866-348-4171, Ireland 353 65 68 69 354, Belgium 0800-79201, Czech Republic 800-142471, Denmark 8088-2128, Finland 800-112768, France 0800-918201, Germany 0800-1819388, Greece 00800-353-12008, Italy 800-871-479, Netherlands 0800-0228919, Norway 800-10906, Russia 810-800-20051353, Spain 900-982-909, Sweden 020-792650, United Kingdom 0800-0569520

FURTHER PROCEEDINGS. Monster will determine whether a Product Defect existed. Monster may, at its discretion, direct You to obtain a repair estimate at a service center. If a repair estimate is required, You will be instructed on how to properly submit the estimate and the resulting invoice to Monster for payment. Any fees for repairs may be negotiated by Monster.

TIMING. If You bring a Formal Warranty Claim and fully comply with all terms and conditions of this Limited Warranty, Monster will use its best efforts to provide You with a remedy within thirty (30) days after receipt of Your Formal Warranty Claim (if You reside in the United States - forty-five (45) days if You reside elsewhere), unless obstacles outside Monster's control delay the process.

iCLARITYHD™

Listen in High Definition

 **MONSTER**

©2010 Monster, LLC

7251 West Lake Mead Blvd. • Las Vegas, NV 89128

"Monster," the Monster logo, "Monster Cable," "iClarityHD," the RoHS logo, the product and packaging are trademarks or registered trademarks of Monster Cable Products, Inc. or its subsidiaries in the United States or other countries. MacBook, iPad, iPhone, iPod and iChat are trademarks of Apple Inc., registered in the U.S. and other countries. The Bluetooth word mark and logos are owned by the Bluetooth SIG, Inc. and any use of such marks by Monster, LLC is under license. Other trademarks and trade names are those of their respective owners. Skype is a trademark of Skype Limited.

rm 855424